

# ANNUAL REPORT ON EXECUTION IN IRAN

OCTOBER 2023

World Day Against the Death Penalty



**Human Rights Activists News Agency (HRANA)**- On the World Day against the Death Penalty, the [Center of Statistics of Human Rights Activists in Iran](#) (HRA) has published its annual report in an effort to sensitize the public about the death penalty situation in Iran, particularly thousands of death-row convicts awaiting their looming executions.

HRA's Statistics Center relies on the work of HRANA reporters, as well as a network of independent and verifiable sources. It also incorporates the judicial authorities' announcements or confirmations of prisoner executions on media, and as such, is exposed to a margin of error representing efforts by the Iranian authorities to omit, conceal, or restrict the collection of such data.

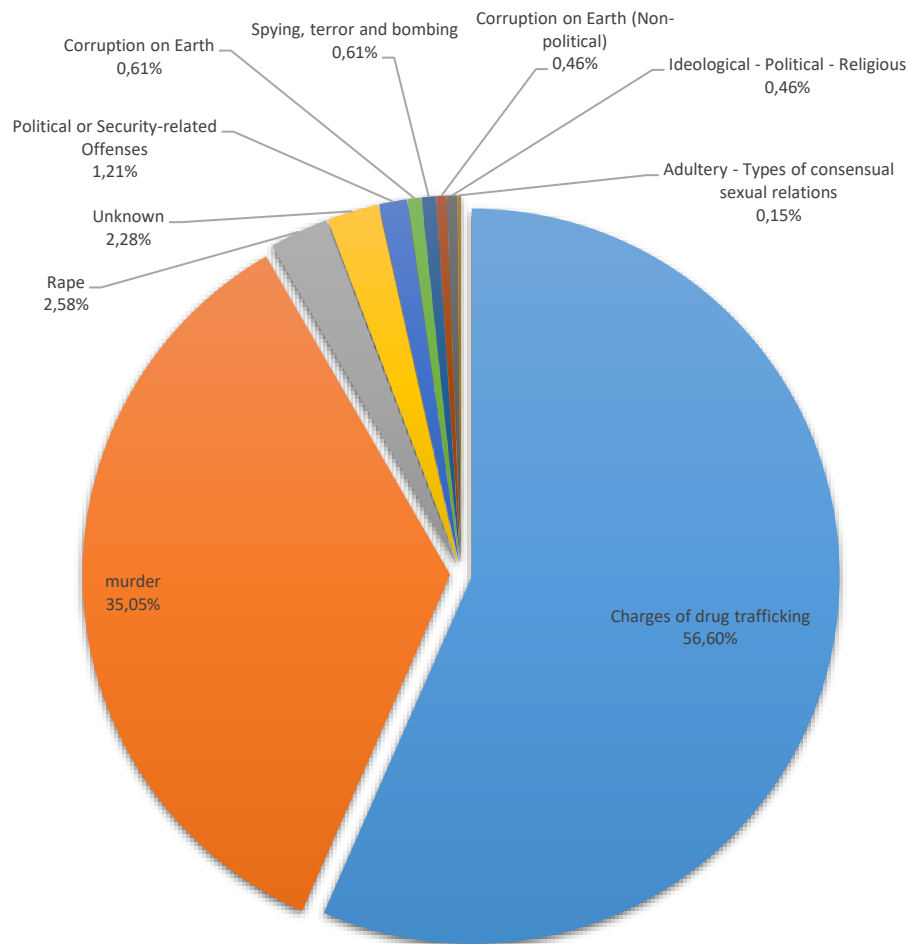
Between October 10, 2022, and October 8, 2023, at least 659 convicts were executed by hanging in Iran, rising to 24% compared to the same period last year. Of these executions, Seven was carried out in public. Many of the defendants were denied a fair trial and due process.

HRANA obtained 580 reports regarding executions and death penalty in Iran during this period. The identified executed individuals, include 17 women and 1 juvenile offenders under the age of 18 at the time of alleged crime. Compared to the last period, the execution of female offenders has decreased 15%.

According to the reports obtained by HRANA, over this period, Iranian authorities sentenced at least 164 defendants to death penalty, including at least 5 women, and 2 public executions. Issuing death sentence rising by 84% compared to the last year.

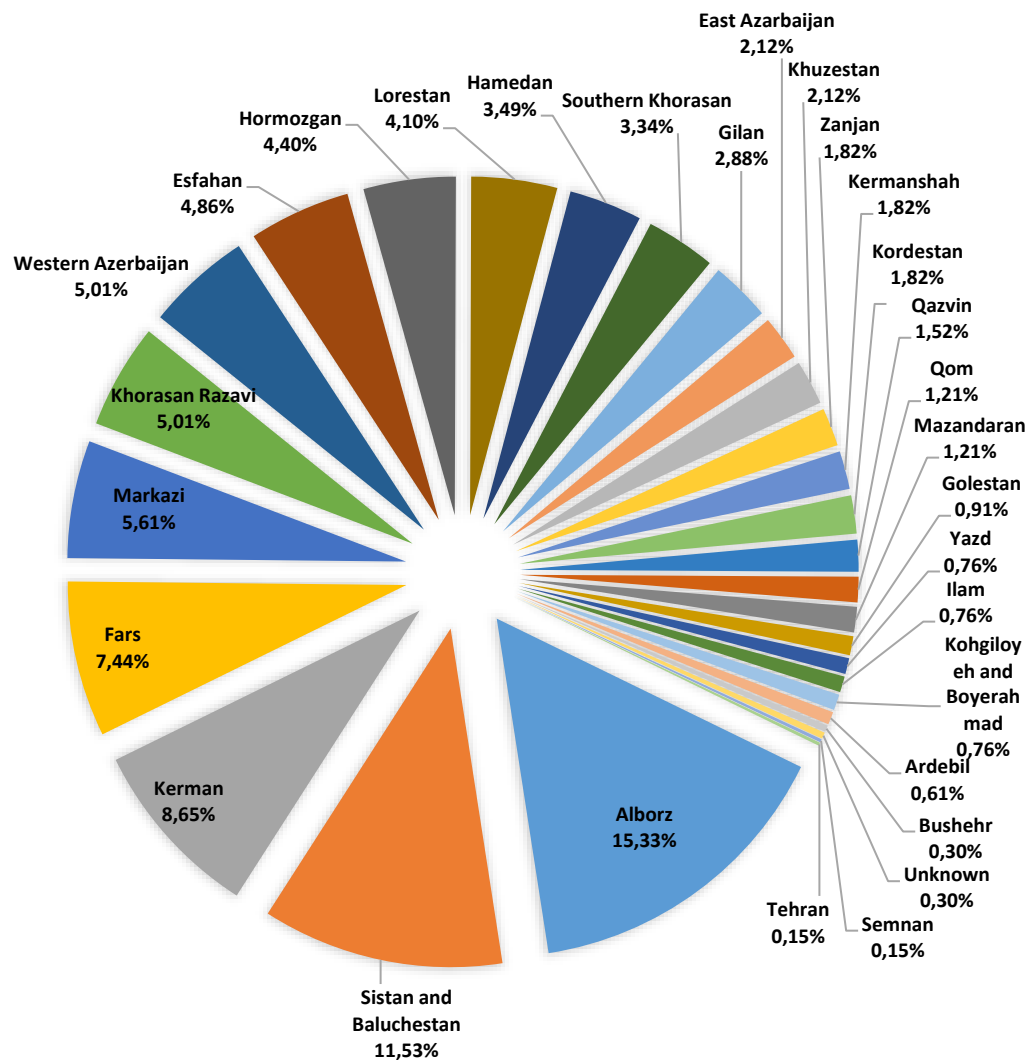
As the chart below shows a breakdown of executions by capital offense: 56.60% for drug and narcotic offenses, 35.05% for murder, 2.58% for rape, 2.28% for unknown reasons, 1.21% for political or security-related offenses, 0.61% for "Corruption on Earth", 0.61% for spying, terror, and bombing, 0.46% for "Corruption on Earth" (non-political), 0.46% for ideological, political, or religious reasons, 0.15% for Adultery - Types of consensual sexual relations

### A comparison for the crimes committed by executed individuals



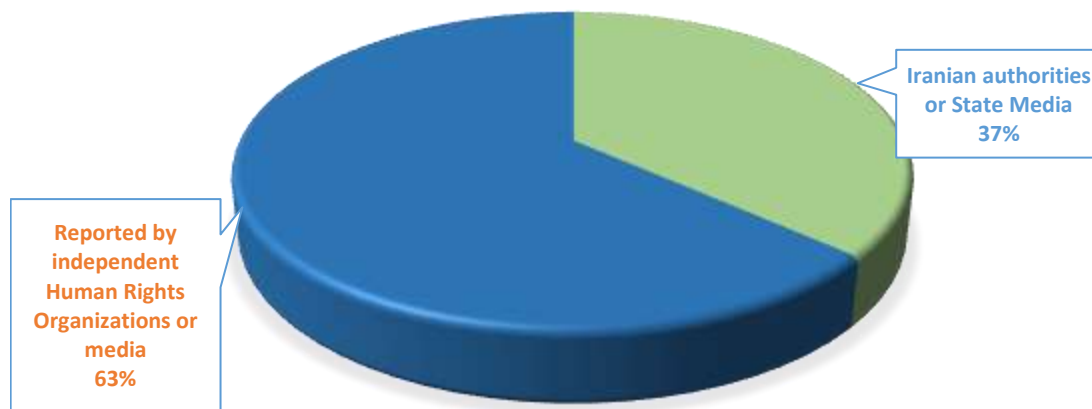
The pie chart below displays execution numbers by the province in which they took place. According to this chart, the Alborz (where three overcrowded prisons are located) had the highest number of executions at 15.33%. Sistan and Baluchestan and Kerman Provinces come second and third, with 11.53% and 8.65%, respectively.

***A comparison for the distribution of executions in different provinces in Iran***



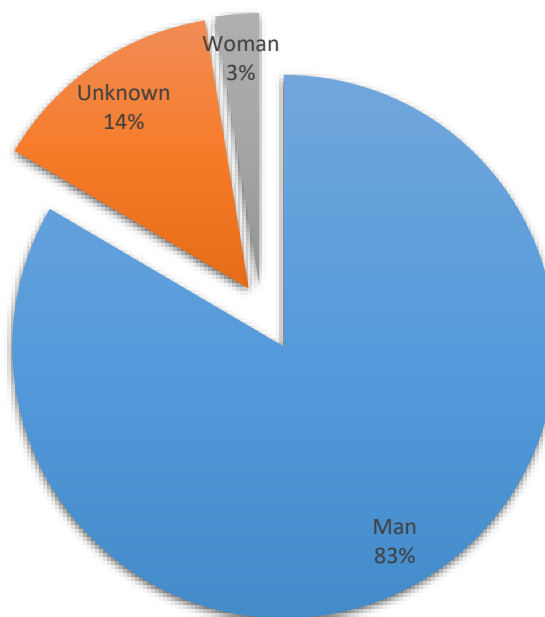
The chart below depicts the distribution of executions' information sources. The chart indicates that 63% of HRANA-confirmed executions were not announced by the official Iranian sources. Undisclosed executions are referred to as “secret” executions.

## SOURCES OF EXECUTIONS REPORTS



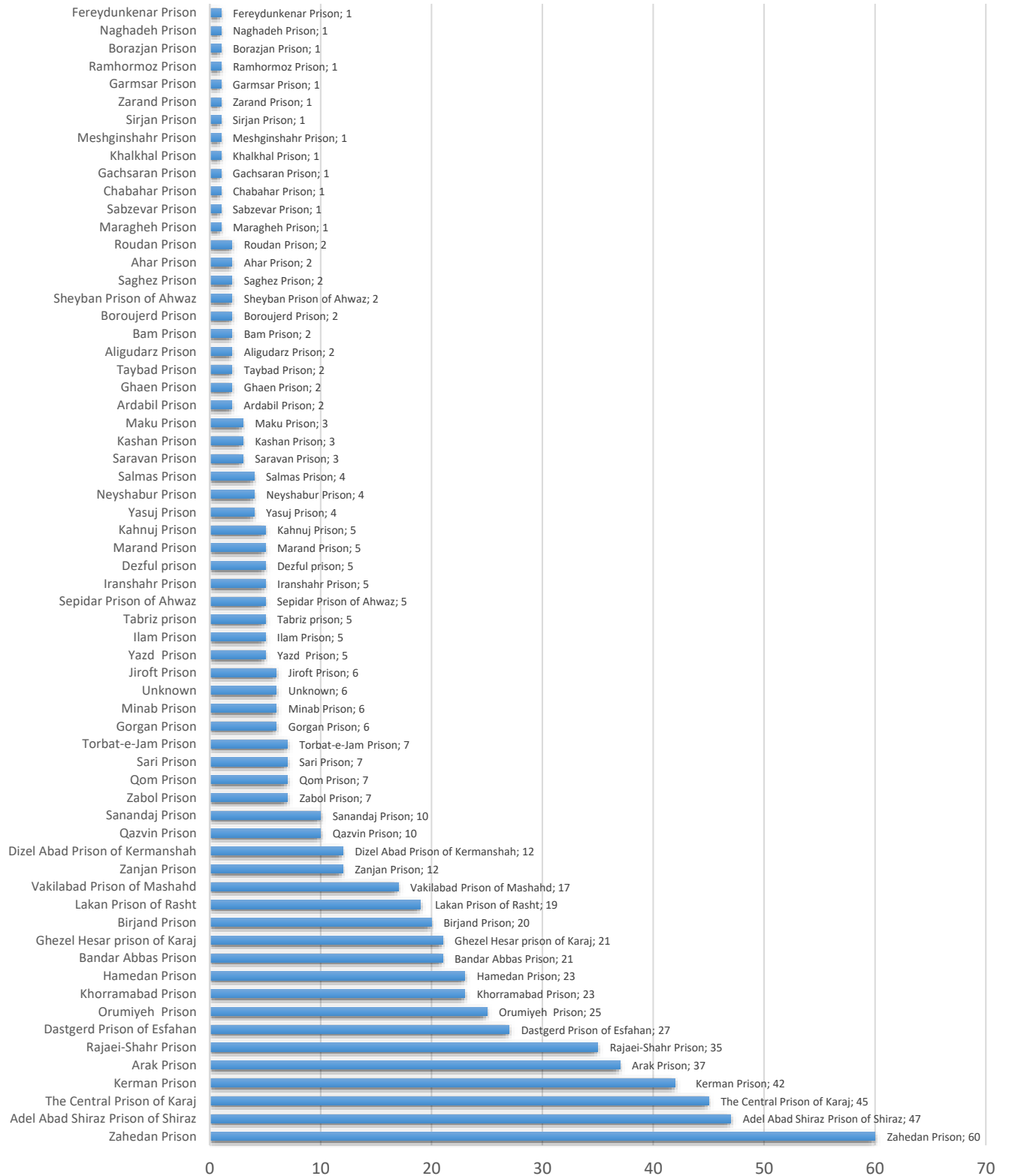
The chart down shows the execution numbers by gender.

## Victims' Gender



The chart below displays execution numbers by the prison where the executions were carried out. The Zahedan Prison And Adel Abad of Shiraz officials have carried out the highest number.

## A comparison for the distribution of executions in different prisons in iran



The chart below displays percentage of executions carried out in public Vs the number of executions that were carried out in prison. According to statistics, 1.06% of the executions in Iran were carried out in public.

