

# ANNUAL REPORT

# 2025

ANNUAL STATISTICAL REPORT OF  
HUMAN RIGHTS CONDITIONS IN IRAN



HRA DEPARTMENT OF STATISTICS AND  
PUBLICATIONS





## ***Annual Statistical Report of Human Rights Conditions in Iran 2025***

*Published by Human Rights Activists*

*12210 Fairfax Town Ctr, Unit 911*

*Fairfax, VA 22033, USA*

*[www.hra-iran.org](http://www.hra-iran.org)*

*Copyright ©2025 Human Rights Activists*

*All rights reserved.*

*ISBN 979-8-9901571-4-9*

**HUMAN RIGHTS ACTIVISTS (IN IRAN)**



## TABLE OF CONTENTS

<b>PREFACE .....</b>	<b>1</b>
<b>MONITORING .....</b>	<b>2</b>
<b>ETHNIC RIGHTS .....</b>	<b>12</b>
<b>TOLERANCE AND RELIGIOUS FREEDOMS .....</b>	<b>15</b>
<b>FREEDOM OF THOUGHT AND EXPRESSION .....</b>	<b>20</b>
<b>RIGHT TO EDUCATION .....</b>	<b>27</b>
<b>RIGHT TO LIFE (DEATH PENALTY) .....</b>	<b>29</b>
<b>CULTURAL RIGHTS .....</b>	<b>40</b>
<b>LABOR RIGHTS .....</b>	<b>42</b>
<b>CHILDREN'S RIGHTS .....</b>	<b>46</b>
<b>WOMEN'S RIGHTS .....</b>	<b>50</b>
<b>PRISONERS' RIGHTS .....</b>	<b>53</b>
<b>ENVIRONMENTAL RIGHTS.....</b>	<b>56</b>
<b>SEXUAL AND GENDER MINORITIES .....</b>	<b>58</b>
<b>UNLAWFUL USE OF FORCE / LETHAL FORCE.....</b>	<b>60</b>
DEATH OF CIVILIANS .....	60
VICTIMS OF LANDMINES AND EXPLOSIONS.....	61
FLOGGINGS AND CIVILIAN AFFAIRS .....	62
THE ISSUANCE AND EXECUTION OF FLOGGING AND AMPUTATION SENTENCES .....	62
INTERVENTION IN PERSONAL AFFAIRS OF CIVILIANS .....	62
PROTESTS BY VICTIMS OF FINANCIAL AND INVESTMENT LOSS.....	62
<b>ARRESTS .....</b>	<b>65</b>
<b>JUDICIAL SENTENCES IN VARIOUS CATEGORIES .....</b>	<b>68</b>
<b>INDIVIDUALS INVOLVED IN HUMAN RIGHTS VIOLATIONS .....</b>	<b>70</b>
HUMAN RIGHTS VIOLATING ENTITIES.....	71
INDIVIDUALS INVOLVED IN HUMAN RIGHTS VIOLATIONS .....	72
<b>REFLECTION ON THE YEAR .....</b>	<b>77</b>
<b>APPENDIX: LIST OF FIGURES .....</b>	<b>80</b>



---

## PREFACE

---


Human Rights Activists in Iran (HRA), through the dedicated efforts of its Department of Statistics and Publications, publishes its annual Gregorian calendar-based analytical and statistical report on the human rights situation in Iran for the one-year period (January 1, 2025, to December 20, 2025). This report is the culmination of the organization's daily endeavors in recent years, forming part of a daily statistical project that began in 2009. It provides an analytical-statistical overview of human rights in Iran.

This annual report on human rights violations in Iran represents a synthesis of 10,826 human rights reports, gathered from 122 legal and news sources within the past calendar year. HRANA (Human Rights Activists News Agency) contributed 50.58% of the reports utilized in this publication, with 23.98% originating from official or government-affiliated Iranian sources, and the remaining 25.44% from other news or human rights sources.

In this 83-page report, various aspects such as women's rights, workers' rights, children's rights, prisoners' rights, etc., are briefly examined and statistically analyzed, accompanied by relevant charts for enhanced reader comprehension. According to this report, the focus of human rights monitoring in Iran, in comparison between the capital and other areas, remains unequal. This long-standing inequality shows that in the last year, reporting from non-central areas has decreased by 17.7% compared to the capital. This situation continues to indicate the lack of adequate monitoring of other areas of the country relative to the center by civil society.

Although this report predominantly reflects the extensive efforts of courageous human rights defenders in Iran, who bear significant costs in pursuit of their humanitarian ideals, it inevitably has limitations. These include restrictions on the activities of human rights organizations by the Iranian government and governmental impediments to the free flow of information. Consequently, while this report strives for accuracy, it cannot be considered entirely error-free or a complete reflection of the human rights situation in Iran. Nevertheless, it stands as one of the most precise, comprehensive, and well-documented reports on human rights violations in Iran, offering valuable insights for organizations and defenders of human rights to better understand the human rights situation in Iran, its challenges, and potential opportunities.

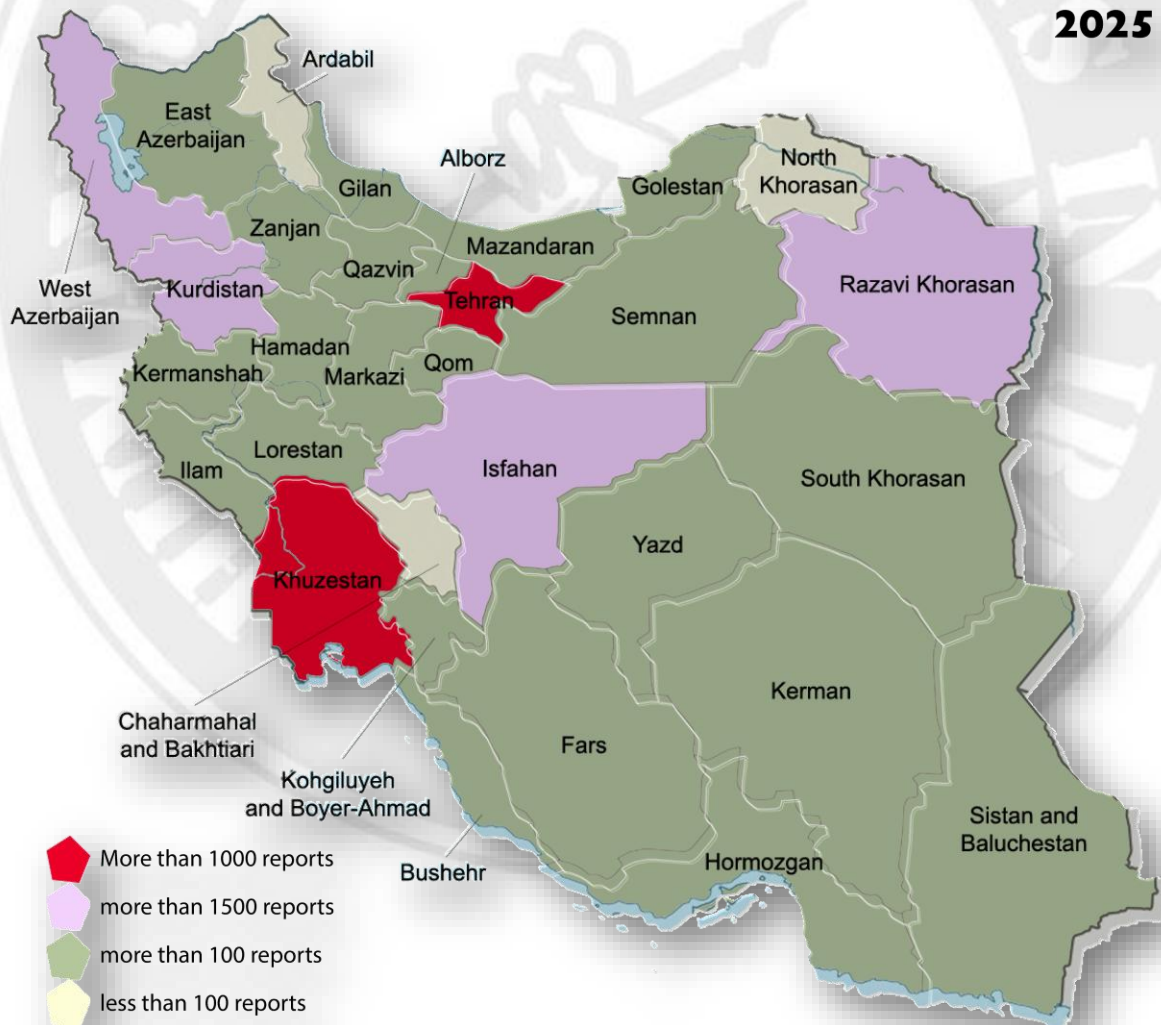
Human Rights Activists (in Iran)  
Department of Statistics and Publications  
December 2025  
[info@hra-iran.org](mailto:info@hra-iran.org)





## MONITORING

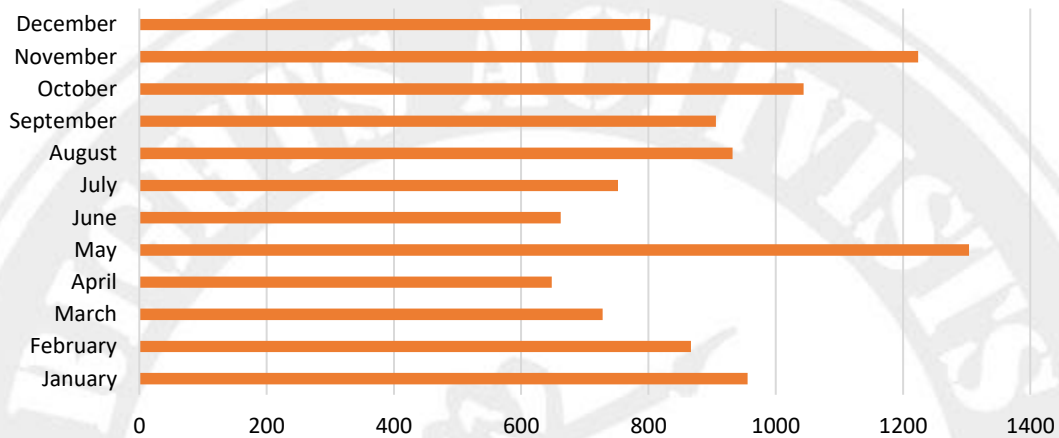
To observe the extent of reporting by human rights organizations and media from different provinces of the country, which directly correlates with the capabilities of civil society, refer to the map below.



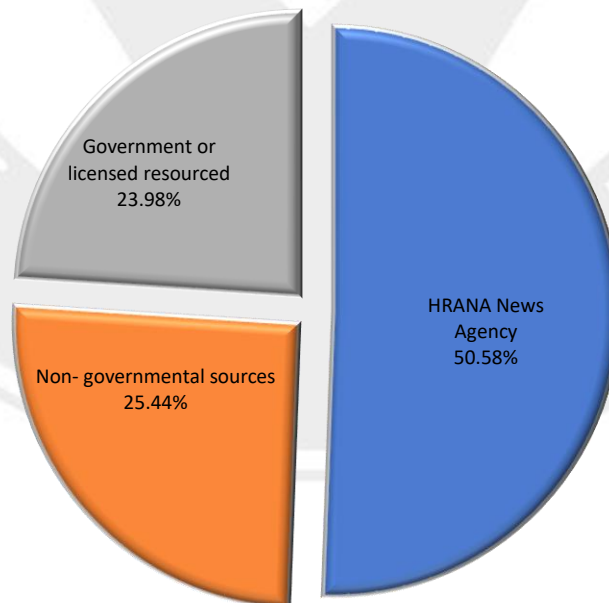
### Number of reports by month

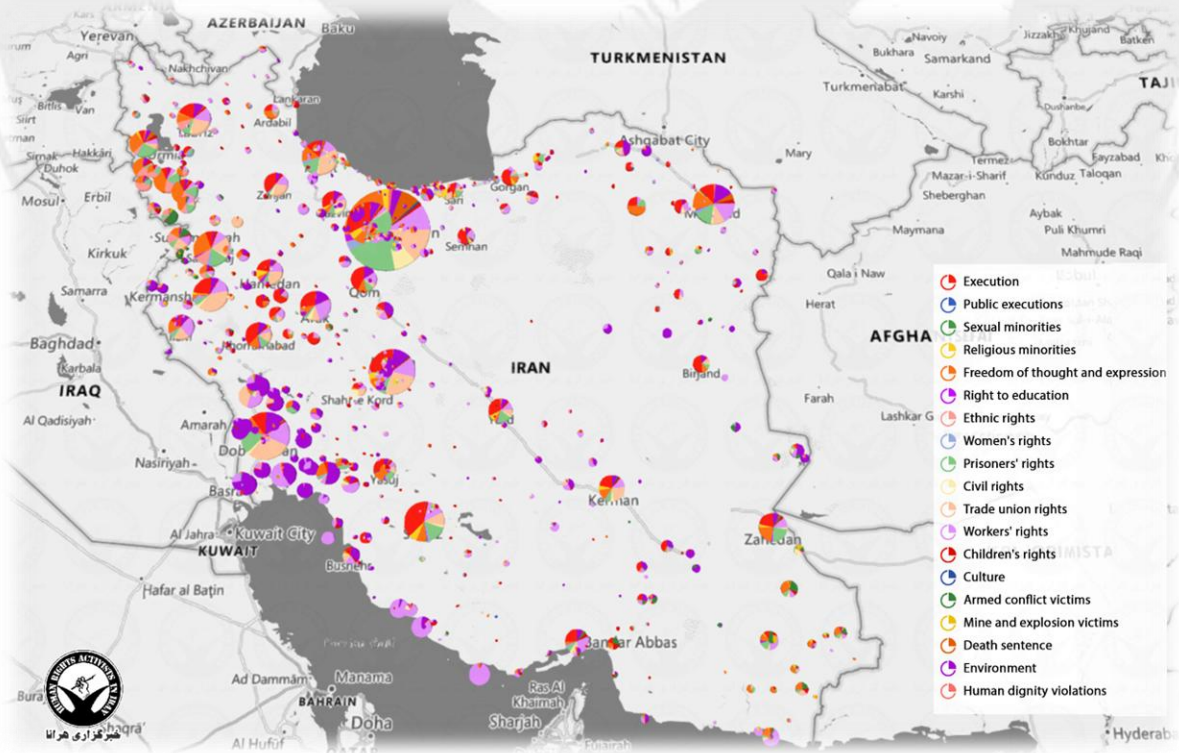
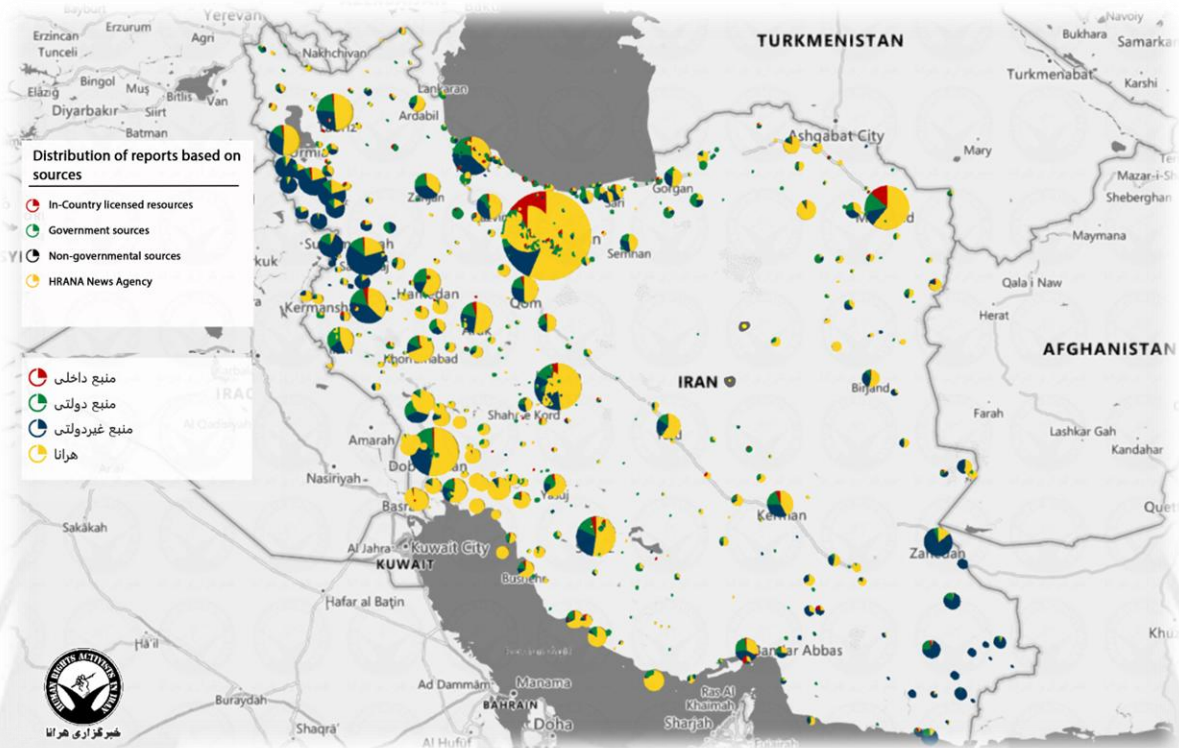
The highest number of reports were published in May, while the lowest number of reports published occurred in April.

Figure 1. Comparison of the Number of Reports on Different Days of the Year (2025).

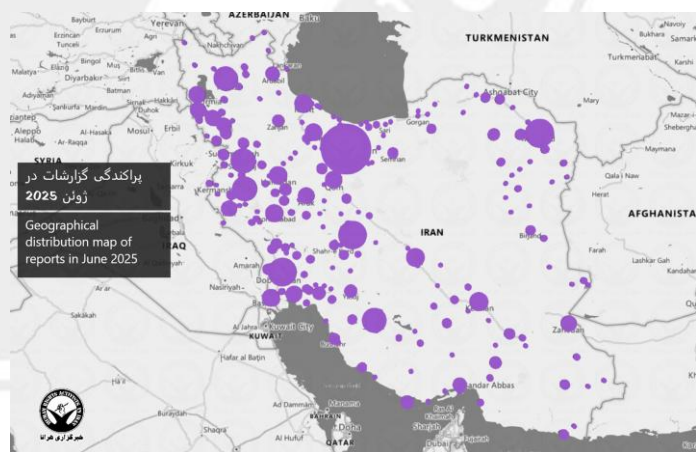
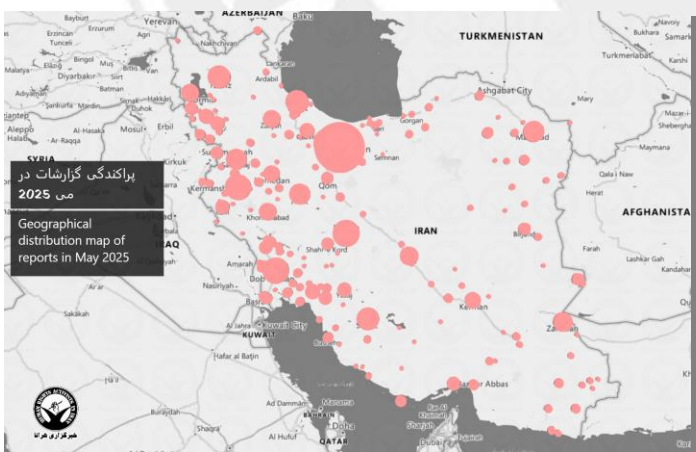
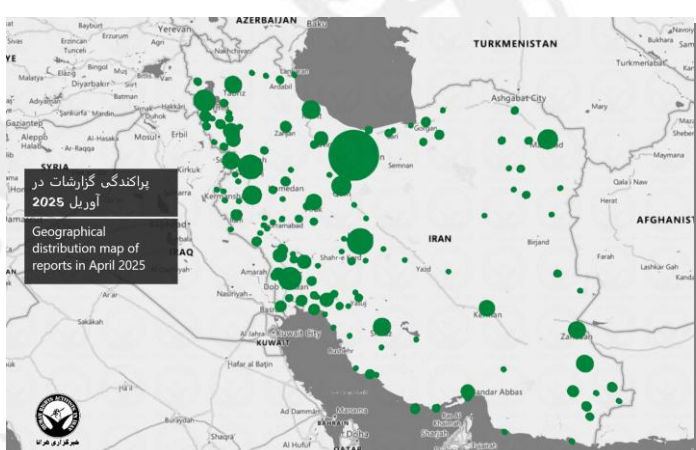
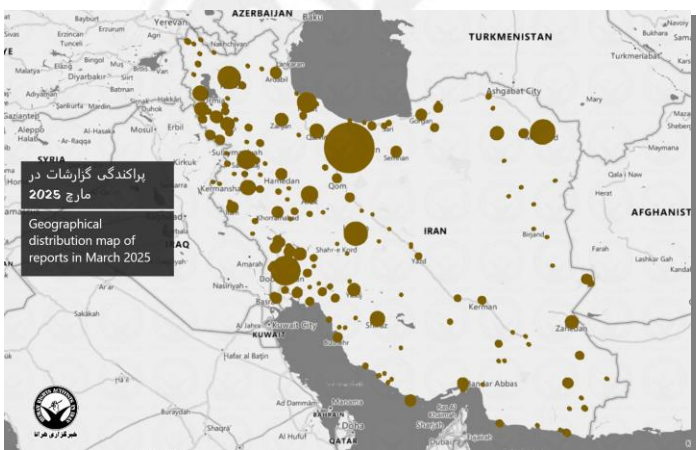
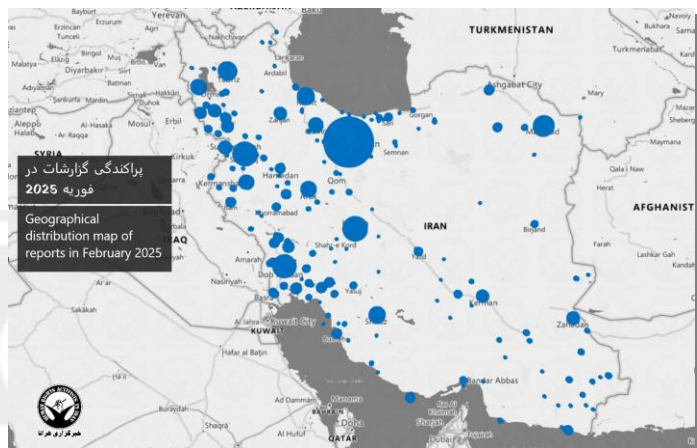
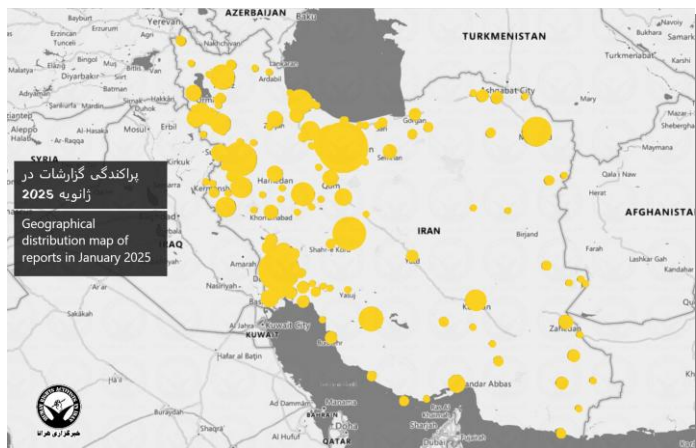


50.58% of reports analyzed came from sources gathered and reported by Human Rights Activists News Agency (HRANA), while 23.98% came from official Iranian government sources or sources close to the government. 25.44% of reports came from other human rights news agencies.

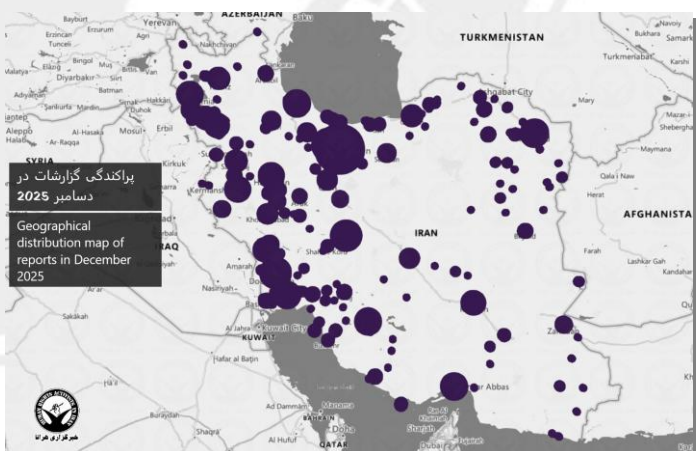
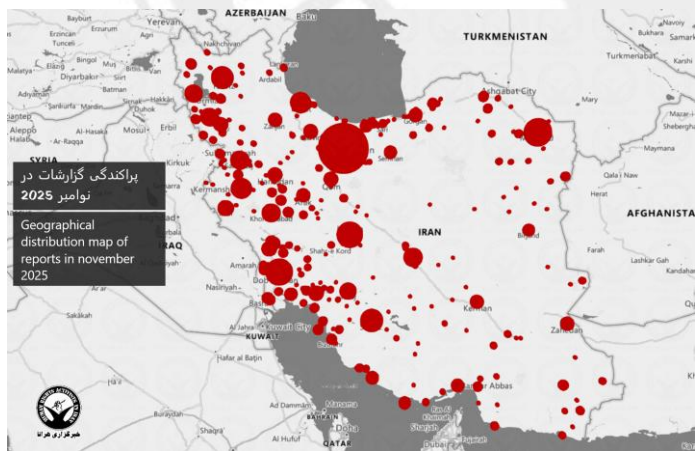
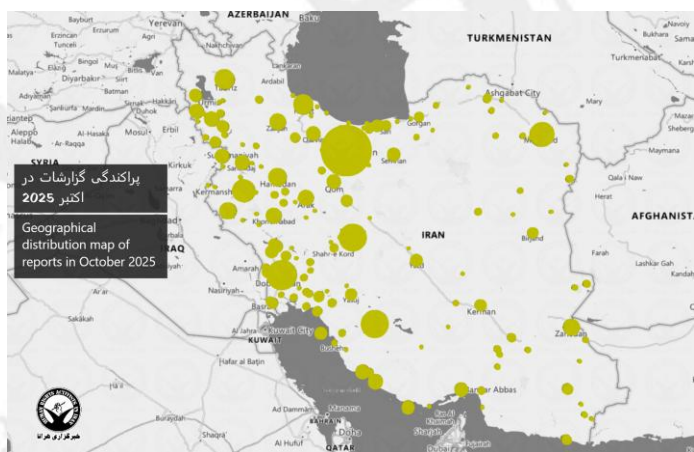
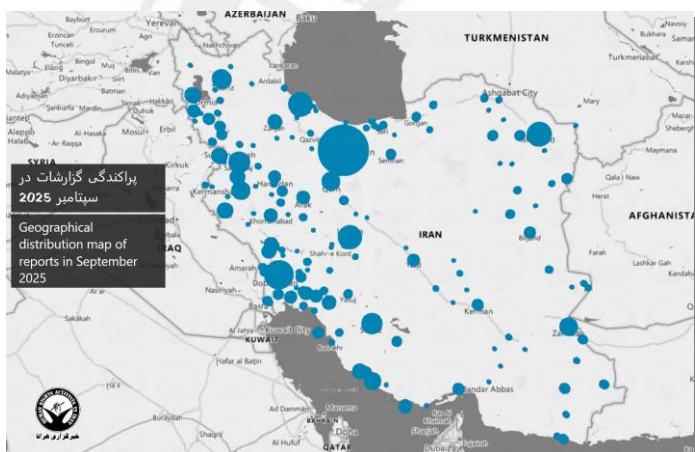
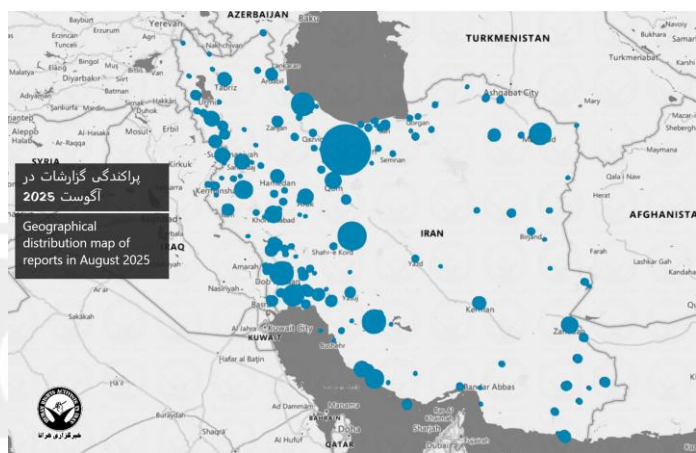
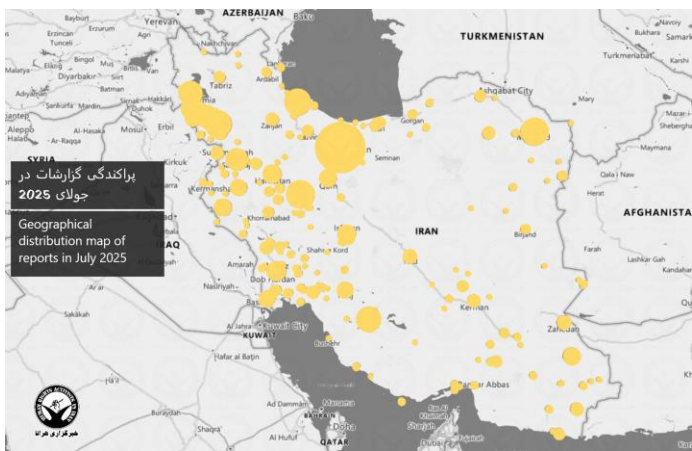






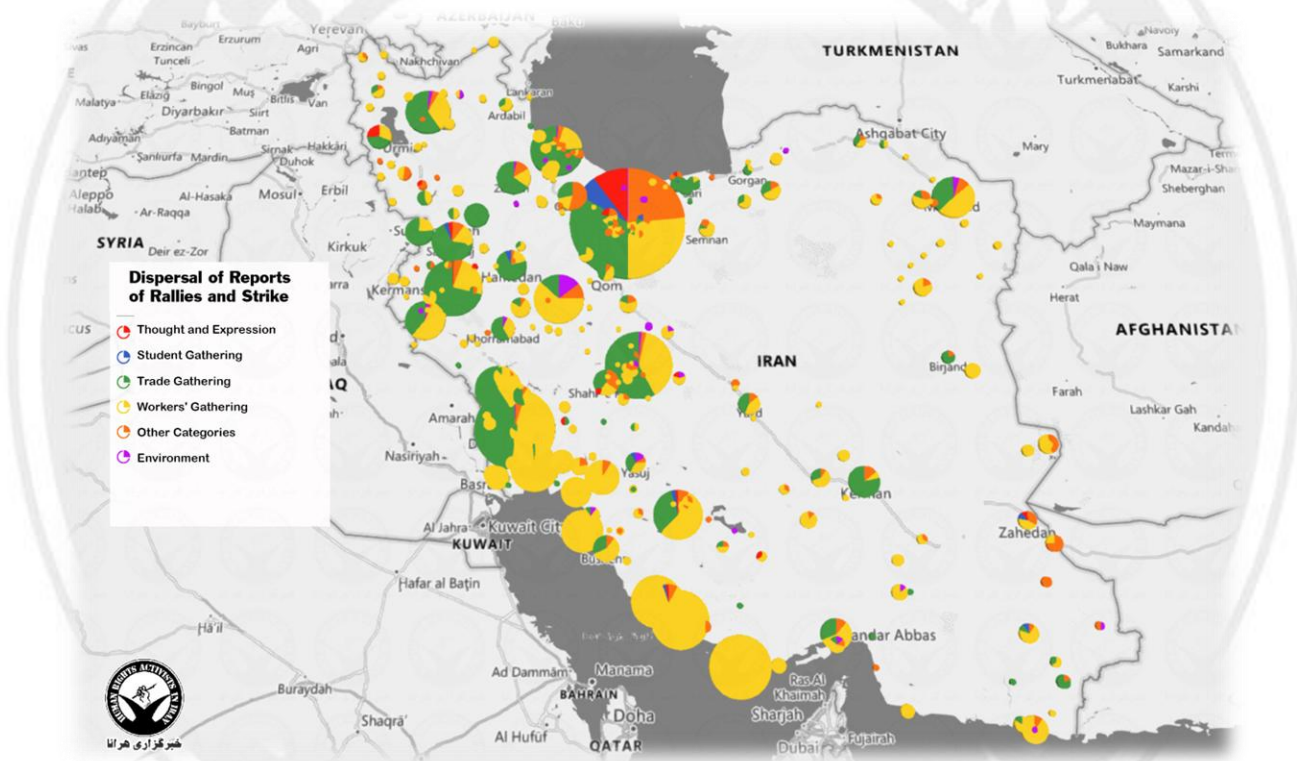






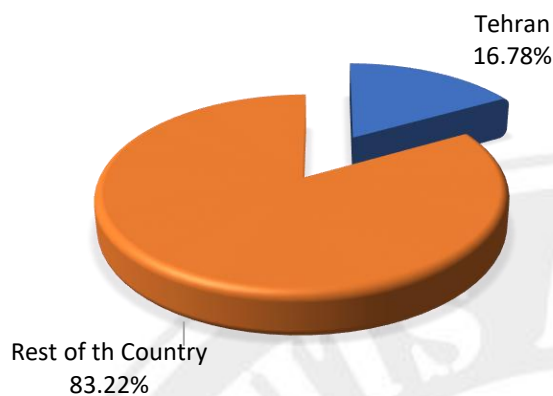
In 2025, groups of citizens held at least 2,174 protest gatherings across all 31 provinces of Iran in response to unfulfilled demands and grievances. Among these, 940 were professional union protests, 813 were labor-related gatherings, and 255 were organized by individuals commonly identified as victims of market or stock fraud. Additionally, 67 protests were related to freedom of thought and expression, 47 were student union protests, 50 addressed environmental concerns, 1 protest was focused on women's rights, and 1 on children's rights.

Beyond gatherings, 407 labor strikes and 25 professional strikes also took place. It is noteworthy that authorities prevented the organization of protests on 22 occasions.



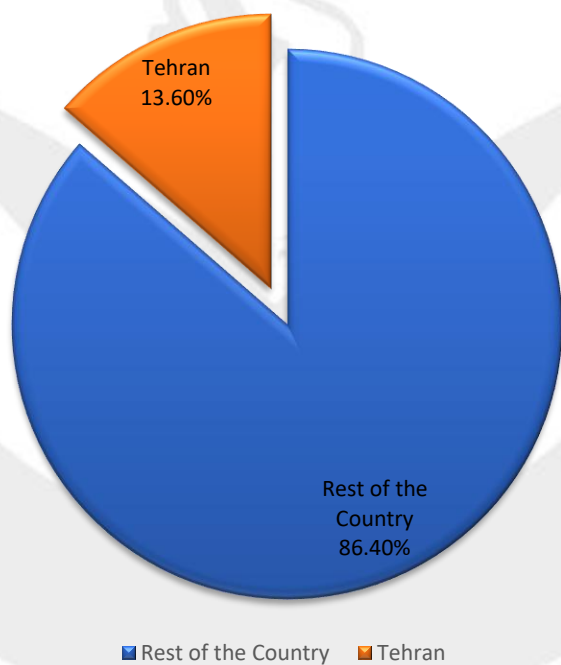
As indicated in the distribution map, there exists a major discrepancy between the capital Tehran, and other parts of the country in terms of the number of published reports. This is while the census of 2024 reported a population of 14,425,000 in Tehran, compared to a population of 71,536,000 in the rest of the country.

Figure 2. A comparison between the population of Tehran and other regions in Iran.



Statistics indicate that the focus or ability to report on the situation of human rights has been 16.78% in Tehran and 83.22% in the other parts of the country.

Figure 3. A comparison between reporting capacities in Tehran compared with the rest of the country (2025).



The following table represents the provinces included in the 2025 Annual Report of Human Rights Activists in Iran and the respective number of reports filed from the province.

The absence of a province on the list does not indicate the absence of human rights violations in

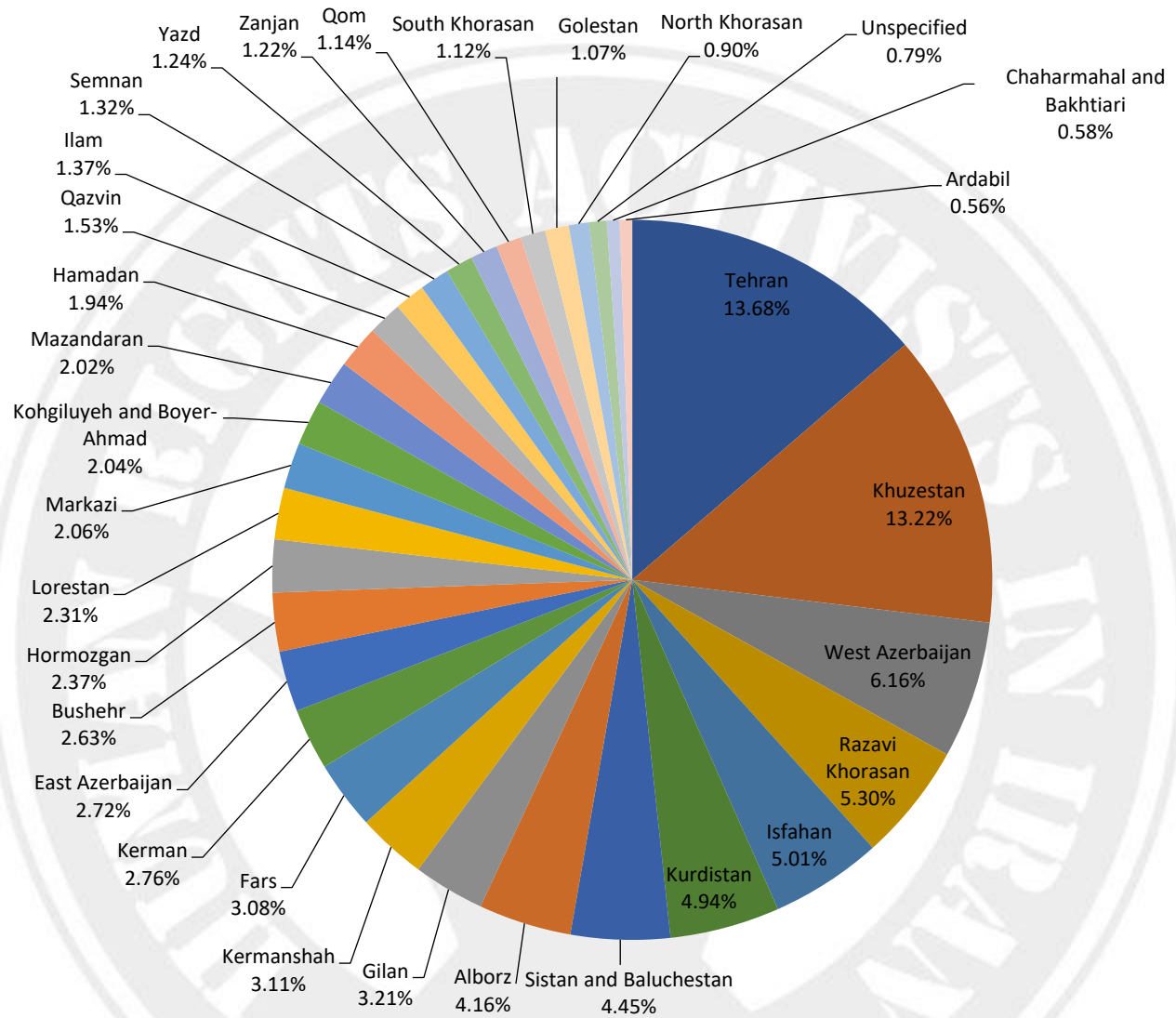
the corresponding province overall. Rather, it reflects the reality that some reports do not concern a specific province but apply to the whole country.

Provinces Name	Reports	changes from the previous year	Provinces Name	Reports	changes from the previous year
East Azerbaijan	293	-25	Chaharmahal and Bakhtiari	62	0
West Azerbaijan	663	+78	Qom	123	+44
Ardebil	60	-35	Kurdistan	531	-12
Isfahan	539	+137	Kerman	297	+69
Alborz	448	+61	Kermanshah	335	+9
Ilam	147	+12	Golestan	115	+44
Bushehr	283	+99	Gilan	345	+52
Tehran	1472	-318	Lorestan	249	+100
Khorasan Razavi	570	+145	Mazandaran	217	+36
Khuzestan	1422	+477	Markazi	222	+35
North Khorasan	97	+32	Hormozgan	255	+63
Qazvin	165	+14	Hamedan	209	+69
South Khorasan	120	+37	Yazd	133	-4
Zanjan	131	+39	Sistan and Baluchestan	479	-55
Semnan	142	+27	Kohgiluyeh and Boyerahmad	219	+69
Fars	331	+19	Overall*	67	+14

The following pie chart illustrates the percentages of submitted reports based on the province.



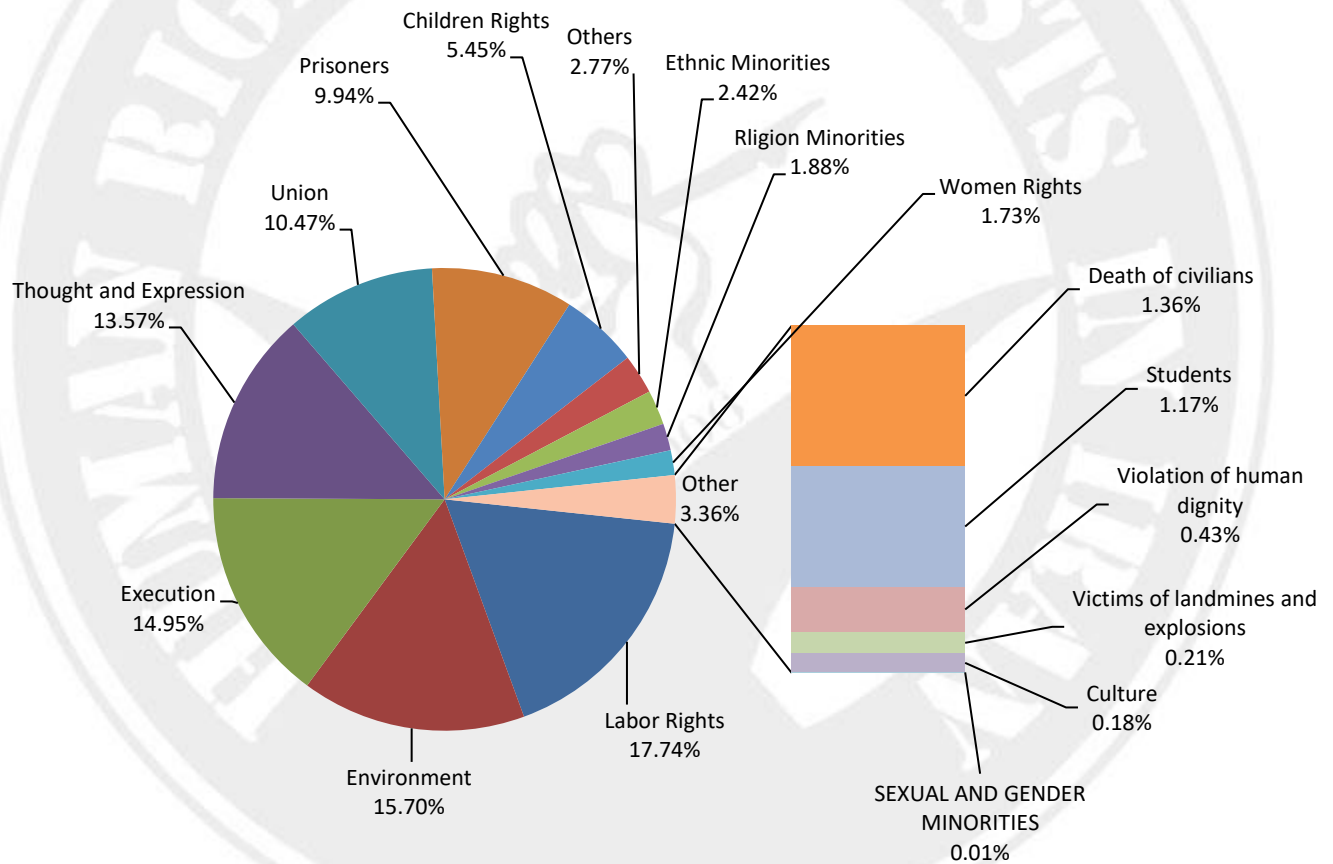
Figure 4. Pie chart of volume of submitted reports based on the province (2025)



### *Categories of human rights violations based on the number of reports in 2025.*

To study categories of human rights violations in Iran, it is important to initially compare the categories based on the number of reports made in each category in the past year.

Figure 5. Percentile of the number of reports made in 2025, based on Legal Category.





## ETHNIC RIGHTS

In the ethnic-national rights category, 262 reports were registered in 2025 by HRA's Department of Statistics and Publications (hereafter, 'Statistics Department'). Based on these reports, the arrest of 302 citizens has been documented, of which 186 were carried out without a judicial warrant. Although the charges against 273 of those arrested remain unspecified, indicators and the known patterns of security forces' conduct in the mentioned regions suggest that these arrests fall under ethnic rights violations.

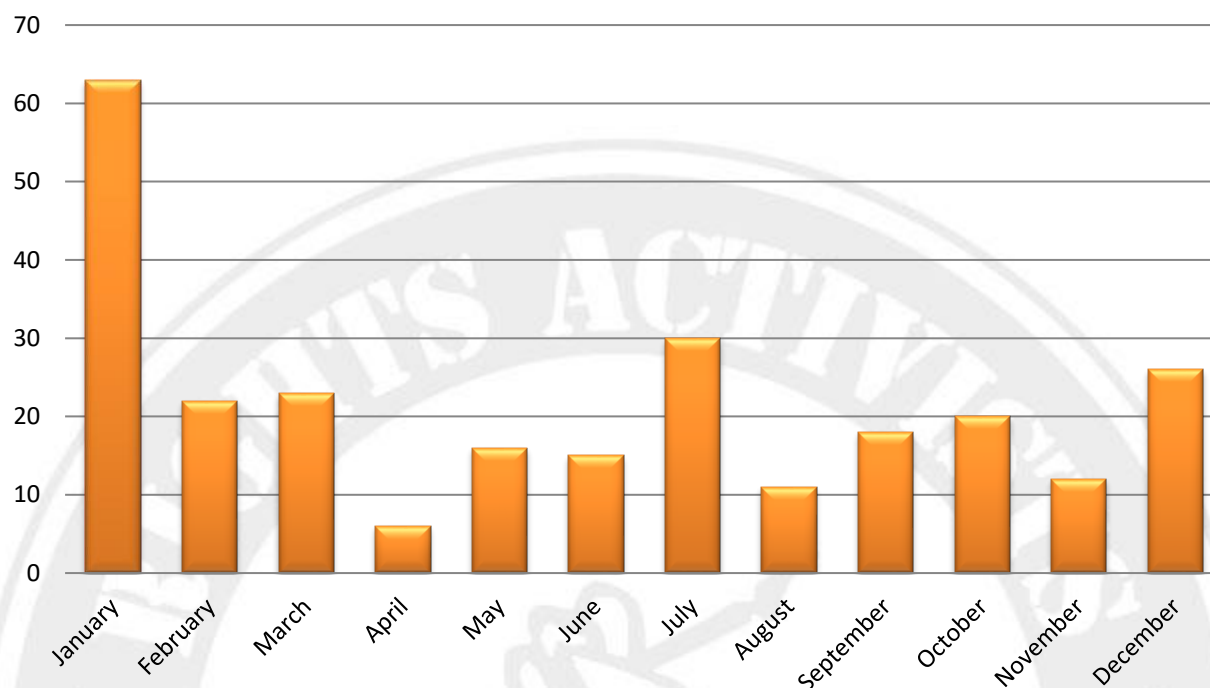
Additionally, a total of 134 months of discretionary imprisonment were issued for four individuals 36 months by the preliminary court, 74 months by the appeals court, and 24 months by the Supreme Court. Furthermore, 47 individuals were summoned by security-judicial authorities.

Moreover, there were 20 documented trials, 7 interrogations by security or judicial bodies, 1 incident of physical assault, 29 cases of home searches, and 2 instances of prison sentences being carried out.

In the domain of ethnic minorities, the arrest of citizens increased by 15.2%, while the issuance of prison sentences, based on the number of individuals tried, saw an 80% decrease. Overall, prison sentencing declined by 71.5% compared to 2024.

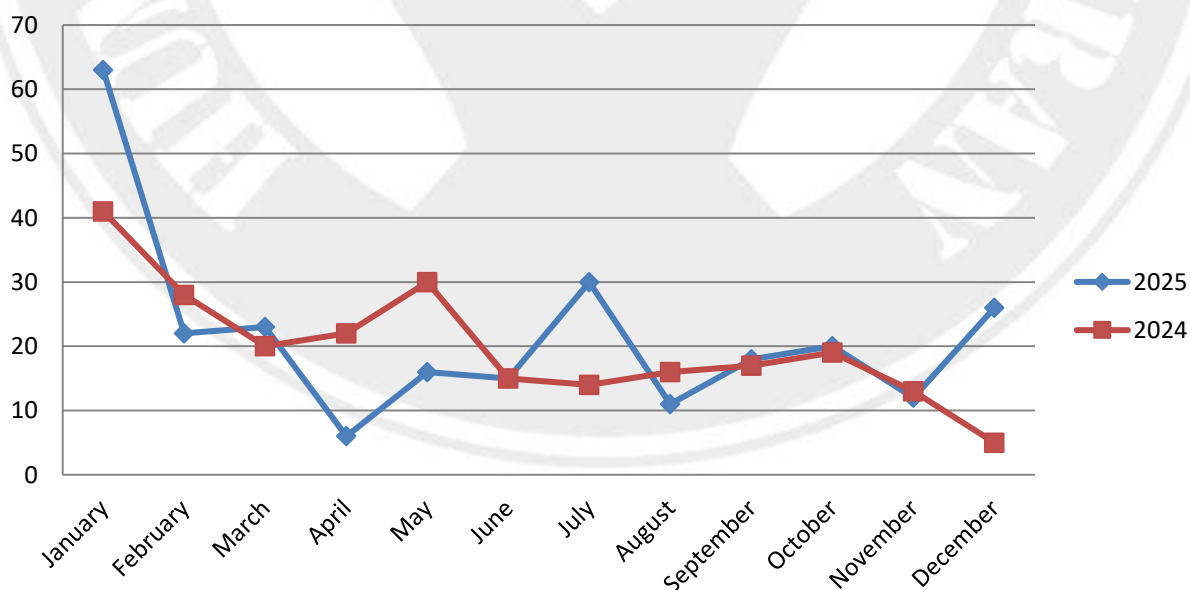
As shown in the chart below, based on the number of compiled reports, the highest number of violations in the ethnic-national rights category was recorded in January, while the steepest decline was seen in April.

Figure 6. The number of reports on the violation of the rights of ethnic minorities by month (2025)



The following graph illustrates the number of violations of human rights in the category of national-ethnic minorities in 2025 compared to 2024.

Figure 7. The number of violations of ethnic minorities' rights by month in 2025 compared to 2024.









## TOLERANCE AND RELIGIOUS FREEDOMS

In the past year, 204 reports were registered in this category by the Statistics Department. According to these reports, 183 citizens were arrested, 7 of whom were detained without a judicial warrant. Additionally, 134 summonses to security-judicial institutions were recorded.

Moreover, there were 127 cases of home searches, 5 instances of obstruction of economic activity, 1 case involving the destruction of a cemetery, 32 cases of property or home confiscation, 45 instances of sentence enforcement, 33 travel bans, 4 incidents of physical assault, 47 trials, and 50 interrogations by security or judicial authorities.

It is noteworthy that 87 individuals from religious minorities were collectively sentenced by the judiciary to a total of 8,015 months of imprisonment—of which 7,217 months were discretionary sentences and 798 months were suspended sentences. Of this total, 3,876 months were issued by the appeals court. In addition, 14 individuals were fined a total of 5.27 billion tomans, and 35 were sentenced to social rights deprivation. Furthermore, 5 people were sentenced to 96 months of exile. In the area of religious minority rights, arrests increased by 101%, prison sentences based on the number of individuals tried increased by 7.4%, and the total length of prison sentences rose by 67.4% compared to the previous year.

Figure 8. Violation of religious minorities' rights based on the number of arrestees reported by month (2025).

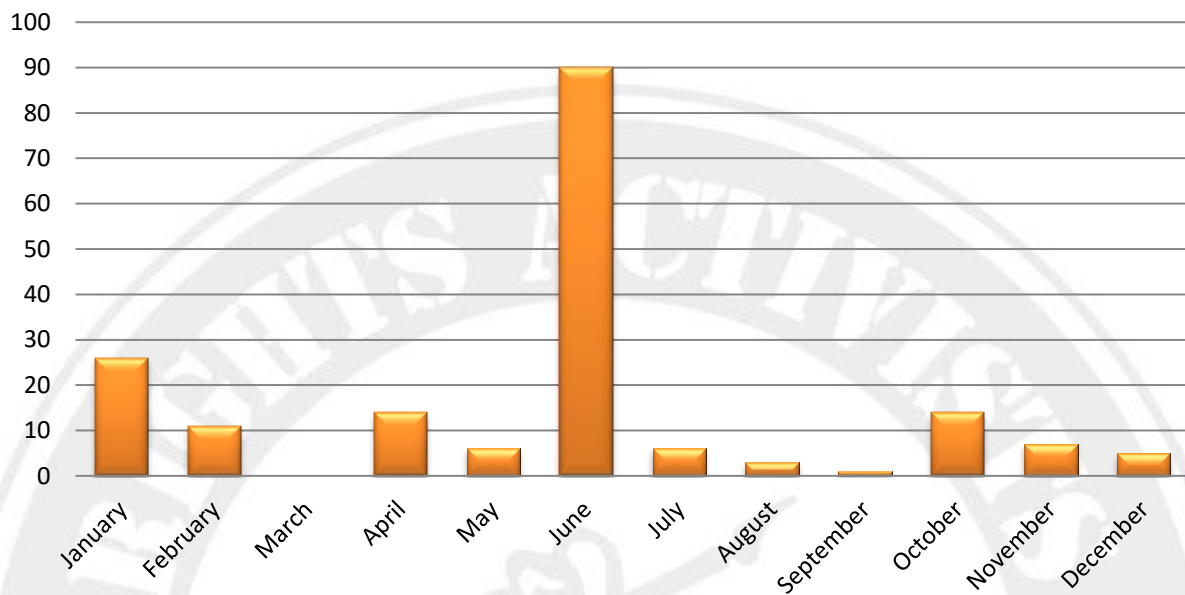
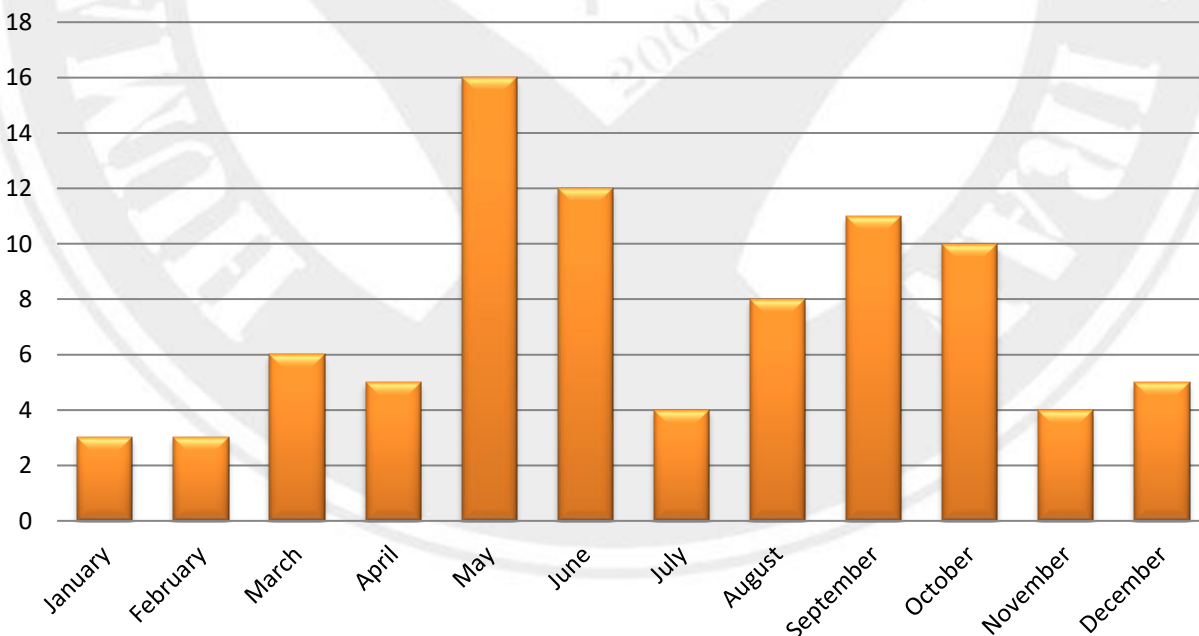
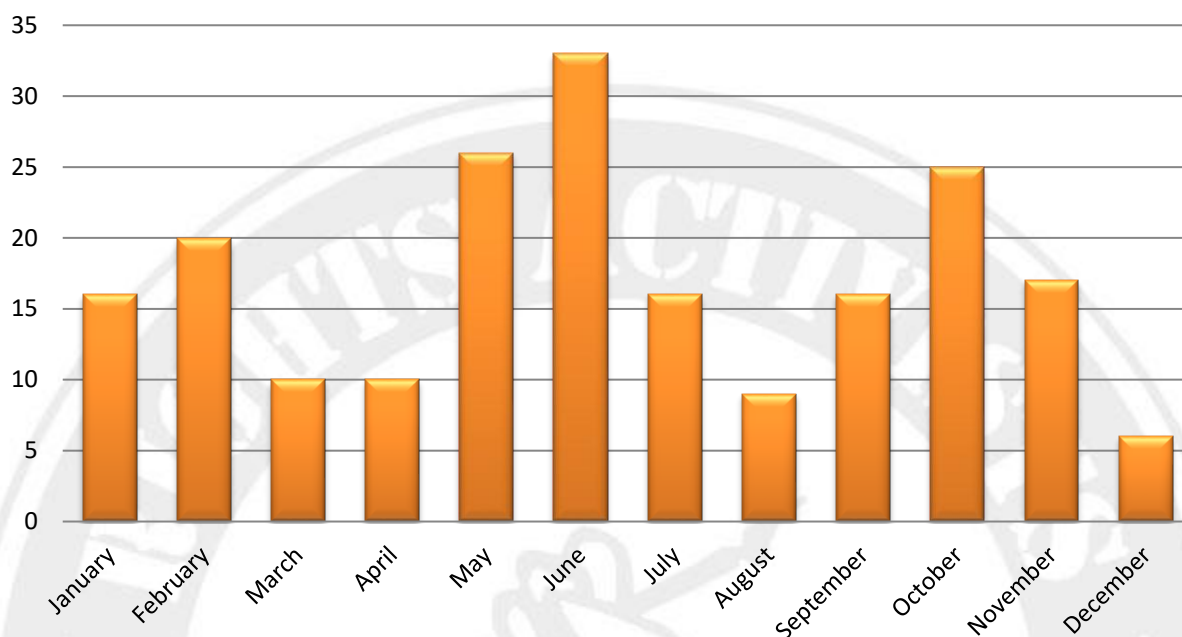


Figure 9. Violation of religious minorities' rights base on the number of convicted individuals by month (2025).



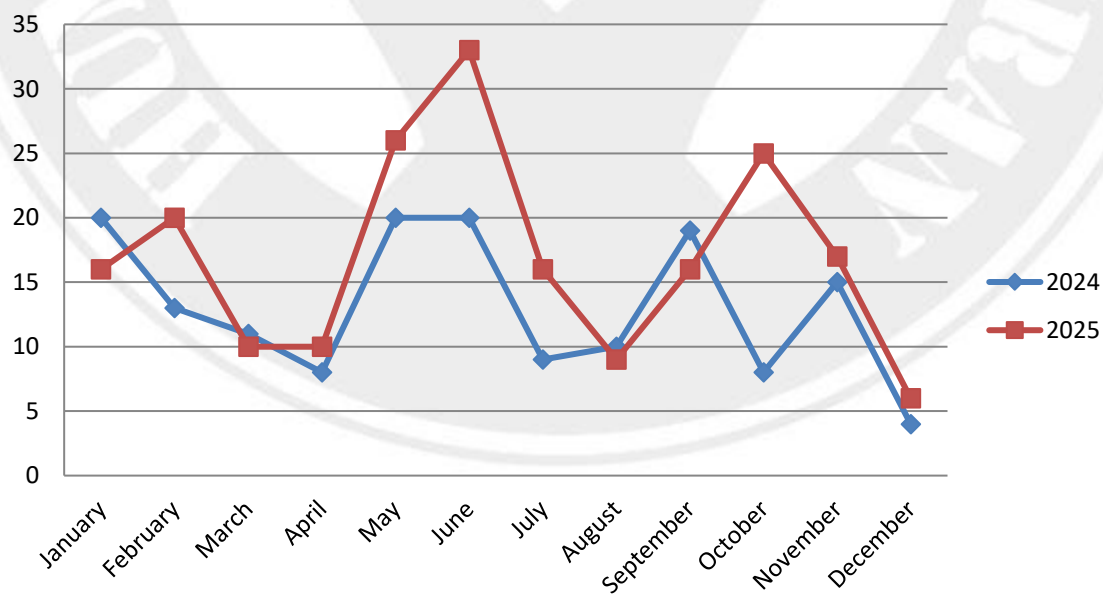
The highest number of violations was reported in June, while the lowest occurred in August.

Figure 10. The number of reports on cases of violation of religious minorities' rights by month (2025).



The following graph illustrates the number of violations of human rights in the category of religious minorities in 2025 compared to 2024.

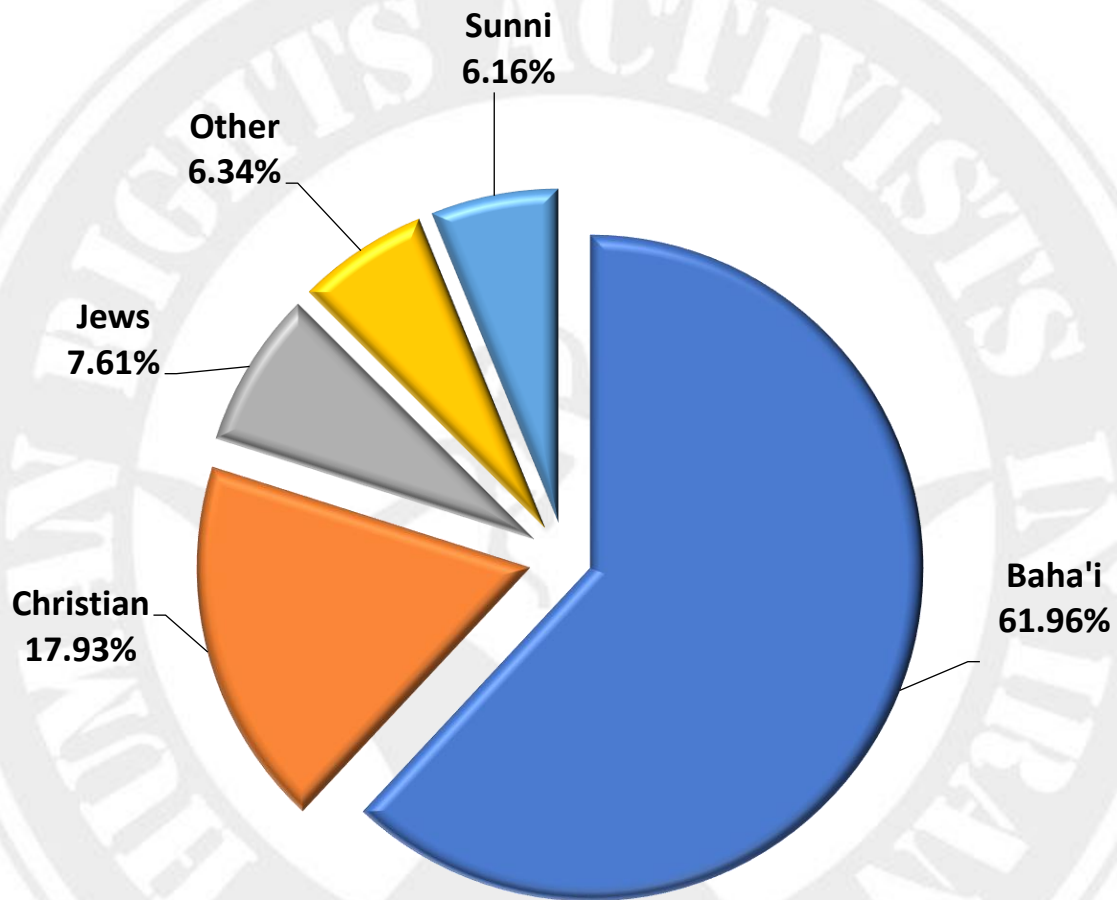
Figure 11. The number of violations of religious minorities' rights per month in 2025 compared to 2024.

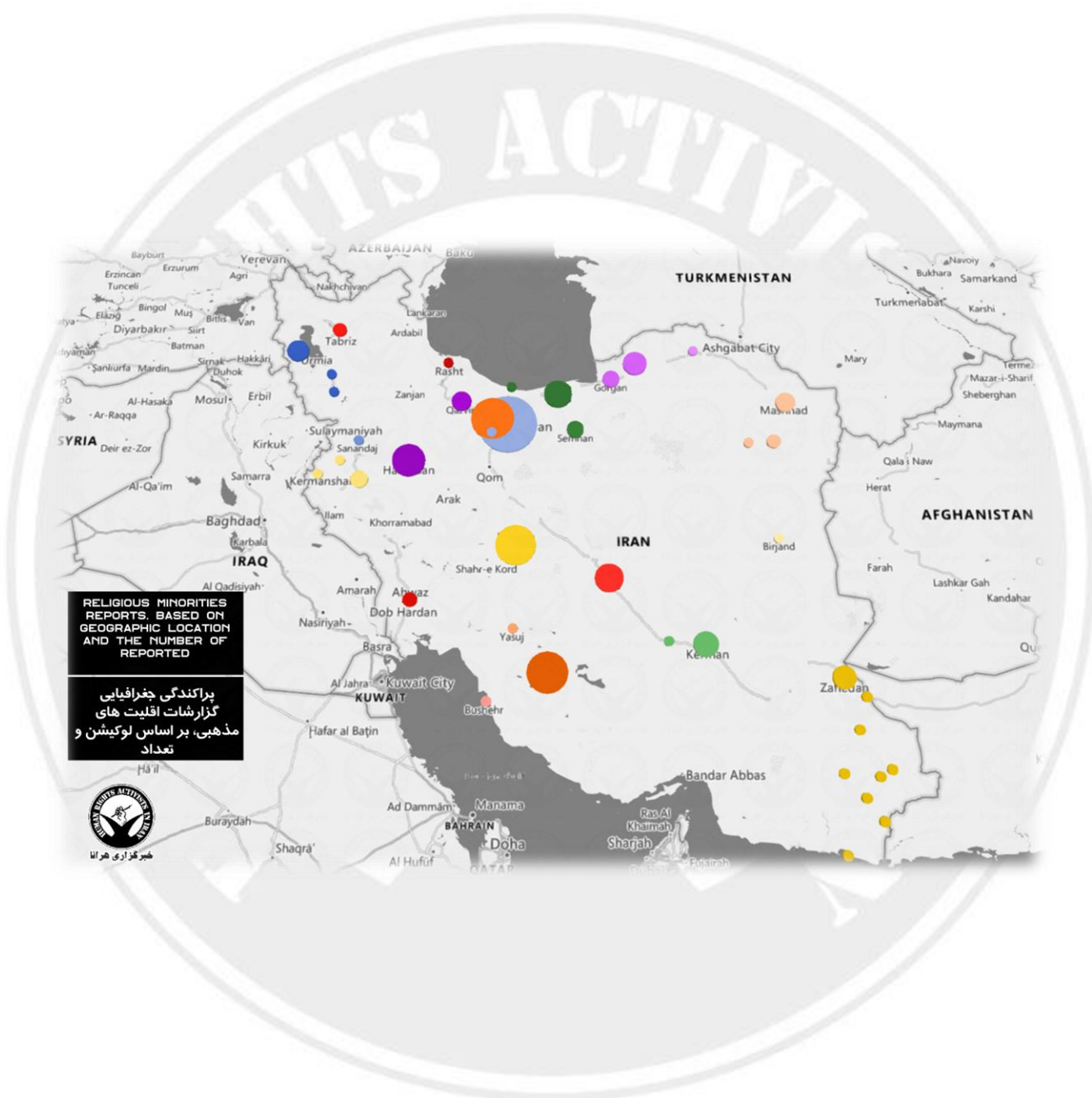




In the category of religious minority rights, Baha'is topped the human rights monitoring reports, accounting for 61.96% of the total. They were followed by Christians with 17.93%, Jews with 7.61%, other religions with 6.34%, and Sunni Muslims with 6.16%.

Figure 12. Pie chart based on the number of reports per religious minorities (2025).







## FREEDOM OF THOUGHT AND EXPRESSION

In the category of freedom of thought and expression in 2025, a total of 1,469 reports were registered by the Statistics Department. Based on an analysis of these reports, 22,028 individuals were arrested, at least 179 of whom were detained without a judicial warrant. Additionally, 389 summonses to judicial-security authorities and 15 cases of publications being declared criminal were documented.

Furthermore, a total of 172 individuals were tried in judicial institutions. Other recorded incidents include: 60 interrogations by security agencies, 24 travel bans, 2 cases of property confiscation, 92 instances of sentence enforcement, 61 home searches, 1 case of communication disruption, 27 cases of internet filtering, 38 cases of physical assault against citizens, 1 instance of forced retirement, 3 cases of dismissal or downsizing, 7 incidents of preventing speeches or events, 67 gatherings, and 2 cases of gatherings being obstructed in the area of freedom of expression.

In addition, the sentences of at least three individuals who had been collectively sentenced to 142 lashes by Iranian judicial authorities were carried out.

In 2025, judicial authorities issued a total of at least 14,751 months of imprisonment for 398 individuals in this category. Of this total, 13,883 months were discretionary sentences and 868 months were suspended sentences. Notably, 3,005 months were issued by the appeals court and 816 months by the Supreme Court. Furthermore, 61 individuals were fined a total of 2,823,600,000 tomans, 19 individuals were sentenced to 938 lashes, 12 individuals were sentenced to a total of 444 months of exile, and 42 individuals were sentenced to social rights deprivations.

In the area of freedom of thought and expression, reports indicate a 1284.5% increase in the arrest of citizens. In contrast, the issuance of sentences based on the number of individuals tried by the judiciary has decreased by 34.7%, and the total length of prison sentences issued has also dropped by 44.8% compared to the previous year.

Please refer to the charts below for a detailed overview of violations in the field of freedom of thought and expression.

Figure 13. The number of arrests in the category of violation of the right to freedom of expression by month (2025).

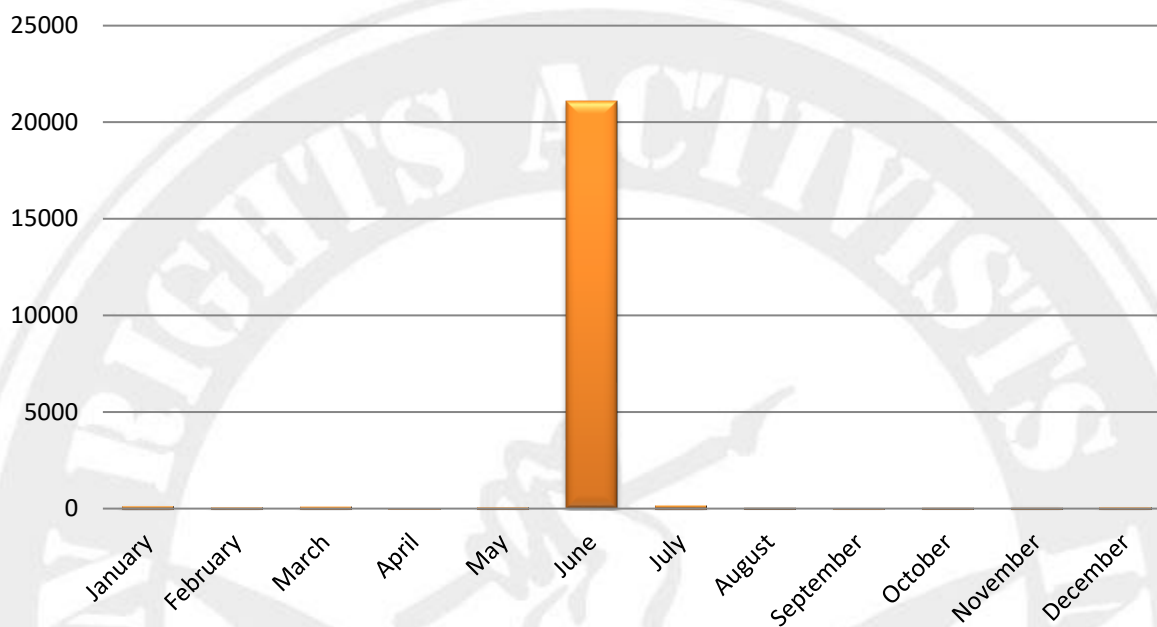


Figure 14. The number of convictions that violate of the right to freedom of expression by month (2025).

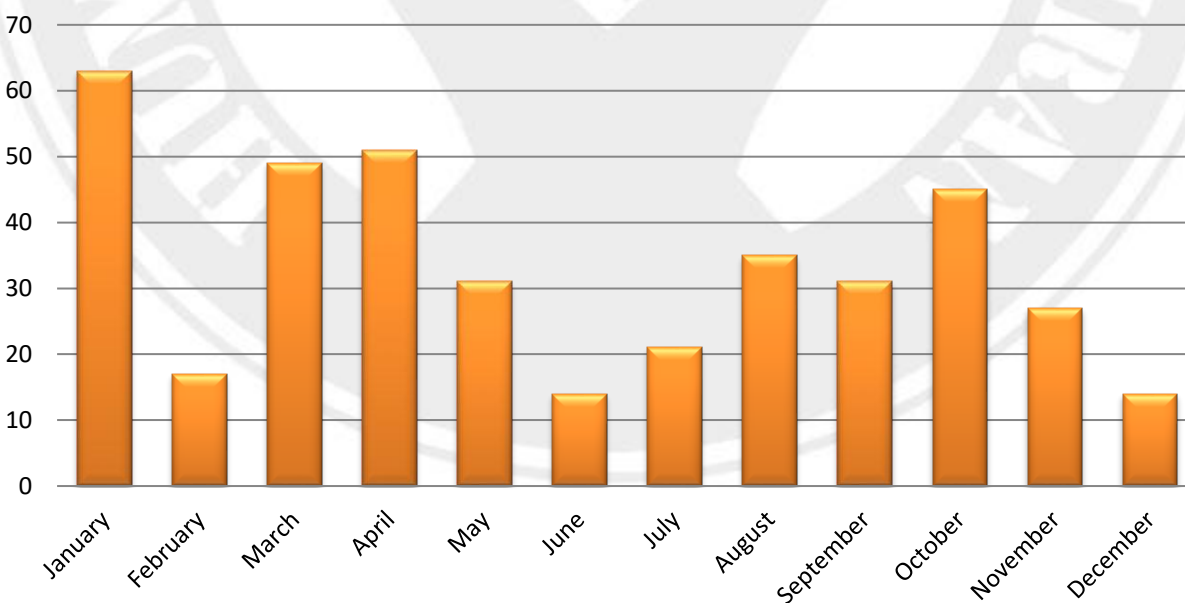
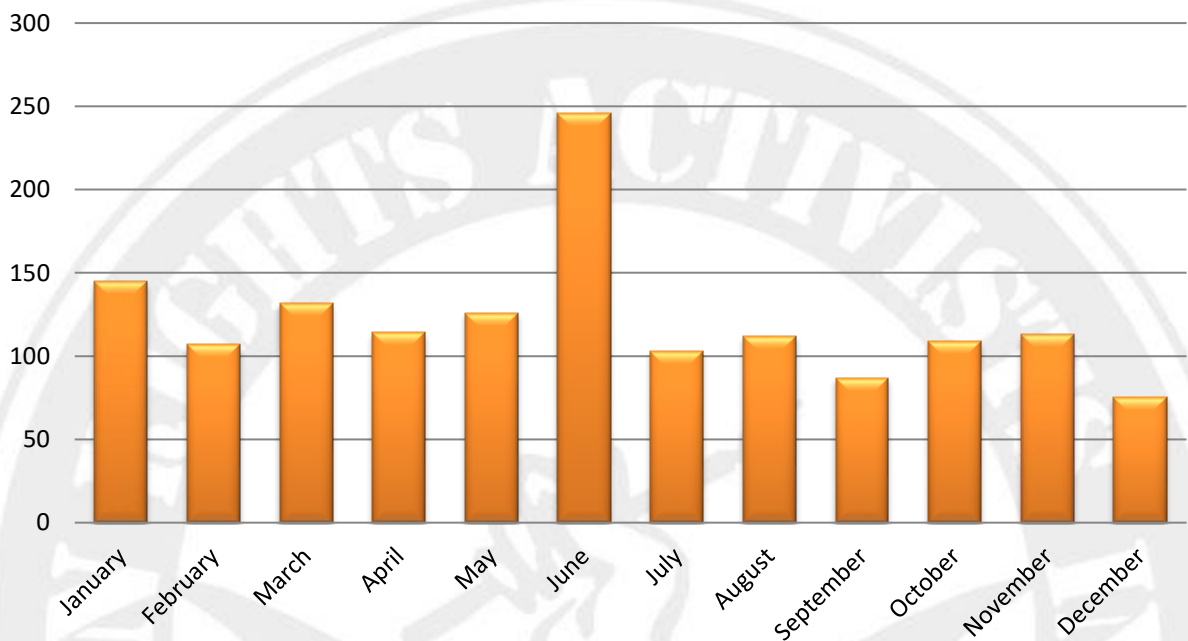


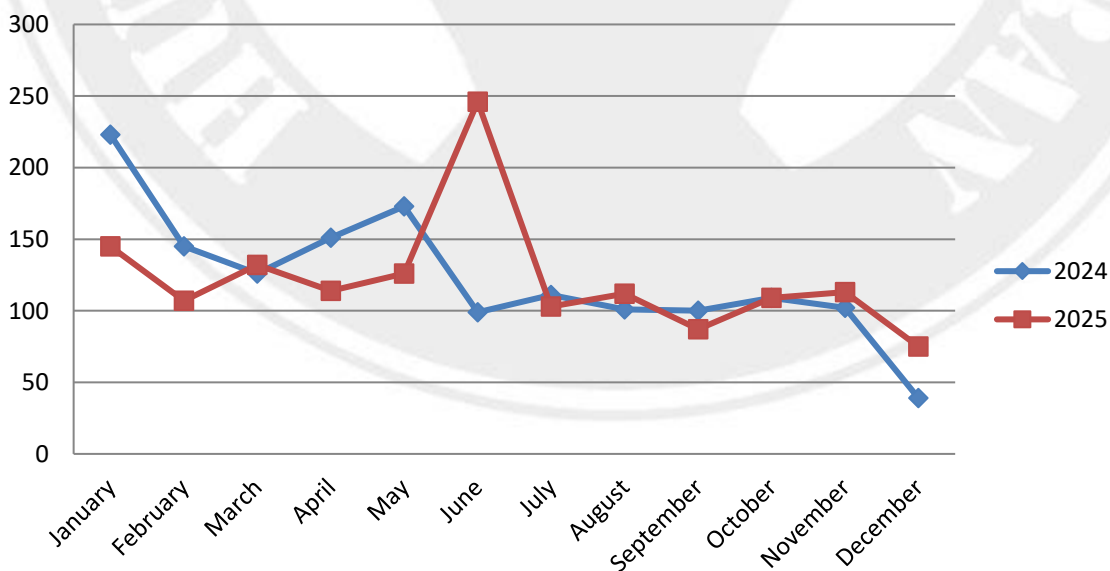
Figure 15 illustrates that the highest number of violations in this category occurred in June and the lowest in September (The December statistics have not been considered here).

Figure 15. Number of reports in the category of violation of the right to freedom of expression by month (2025).

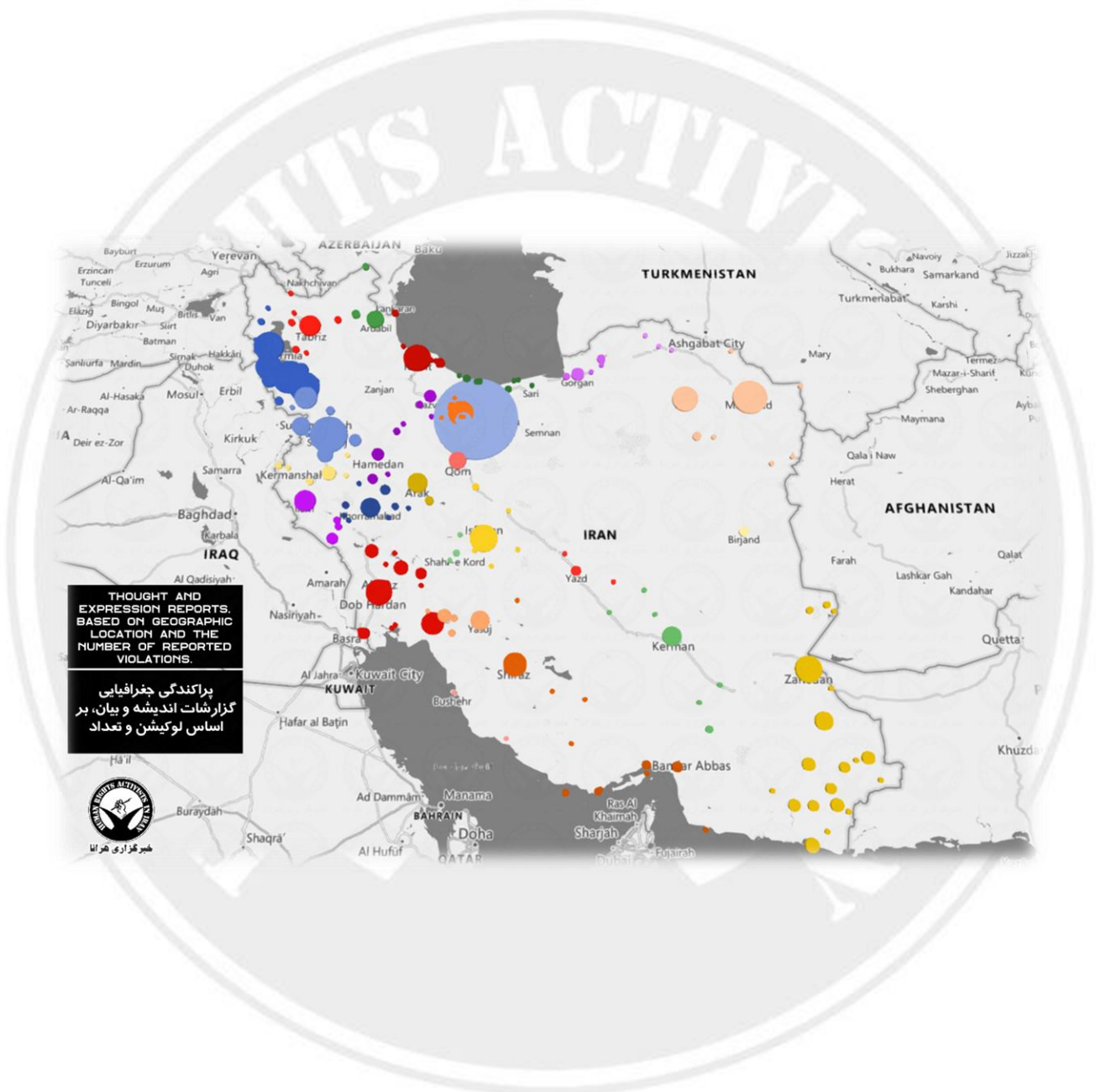


The following graph illustrates the number of violations of human rights in the category of freedom of expression in 2025 compared to 2024.

Figure 16. Monthly comparison of violations of freedom of expression in 2025 and 2024.









## RIGHTS OF TRADE UNIONS AND ASSOCIATIONS

In the area of labor, union, and professional rights in 2025, a total of 1,134 reports were registered by the Statistics Department. According to these reports, 39 labor and union activists were arrested. Additionally, there were 55 summonses to judicial-security authorities, 216 cases of workplace closures, 1 incident of physical assault, 1 license revocation, 19 trials, 4 interrogations by security agencies, 21 dismissals or layoffs, 7 cases of forced retirement, at least 60 months of delayed wages, 3 travel bans, 1 case of self-immolation, 4 home searches, and 6 instances of sentence enforcement.

Furthermore, 30 individuals were sentenced to a total of 743 months of imprisonment, including 740 months of discretionary imprisonment and 3 months of suspended sentences. Of this total, 61 months were issued by the appeals court. Additionally, 2 individuals were sentenced to 120 months of exile, 2 others to 148 lashes, and 9 individuals were fined a total of 679,100,000 tomans.

In 2025, at least 940 professional union protests, 5 cases of protest obstruction, and 25 professional strikes occurred. Most of these gatherings were related to demands for unpaid wages, objections to poor economic conditions, and protests against the mismanagement of government institutions. In the professional sector, arrests increased by 69.5%, while the total issuance of prison sentences by the judiciary decreased by 16.5%, and sentencing based on the number of individuals tried dropped by 60% compared to 2024.

The accompanying graph illustrates that the highest number of rights violations in this area occurred in May, while the lowest was in July.

Figure 17. The number of reports in the category of violation of the rights of trade unions and associations by month (2025).

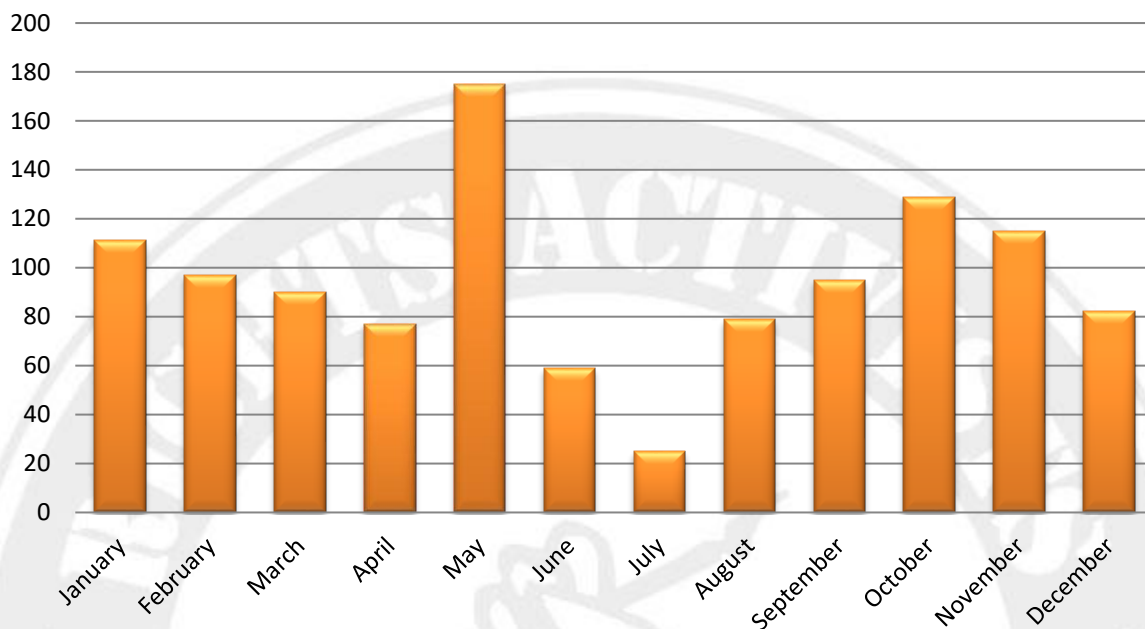
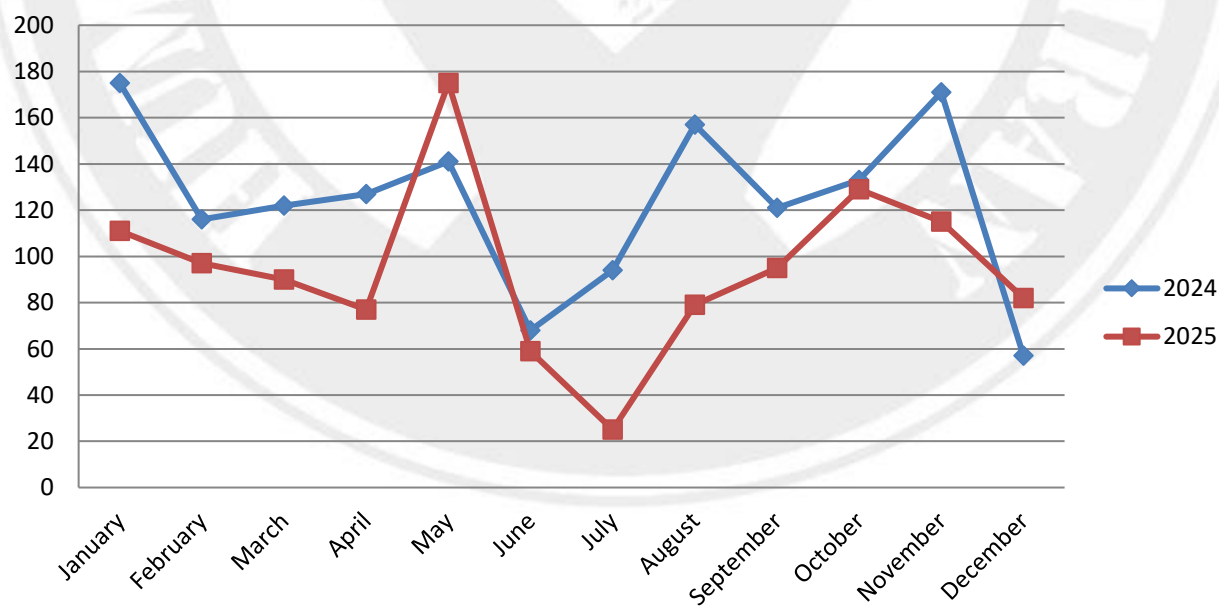
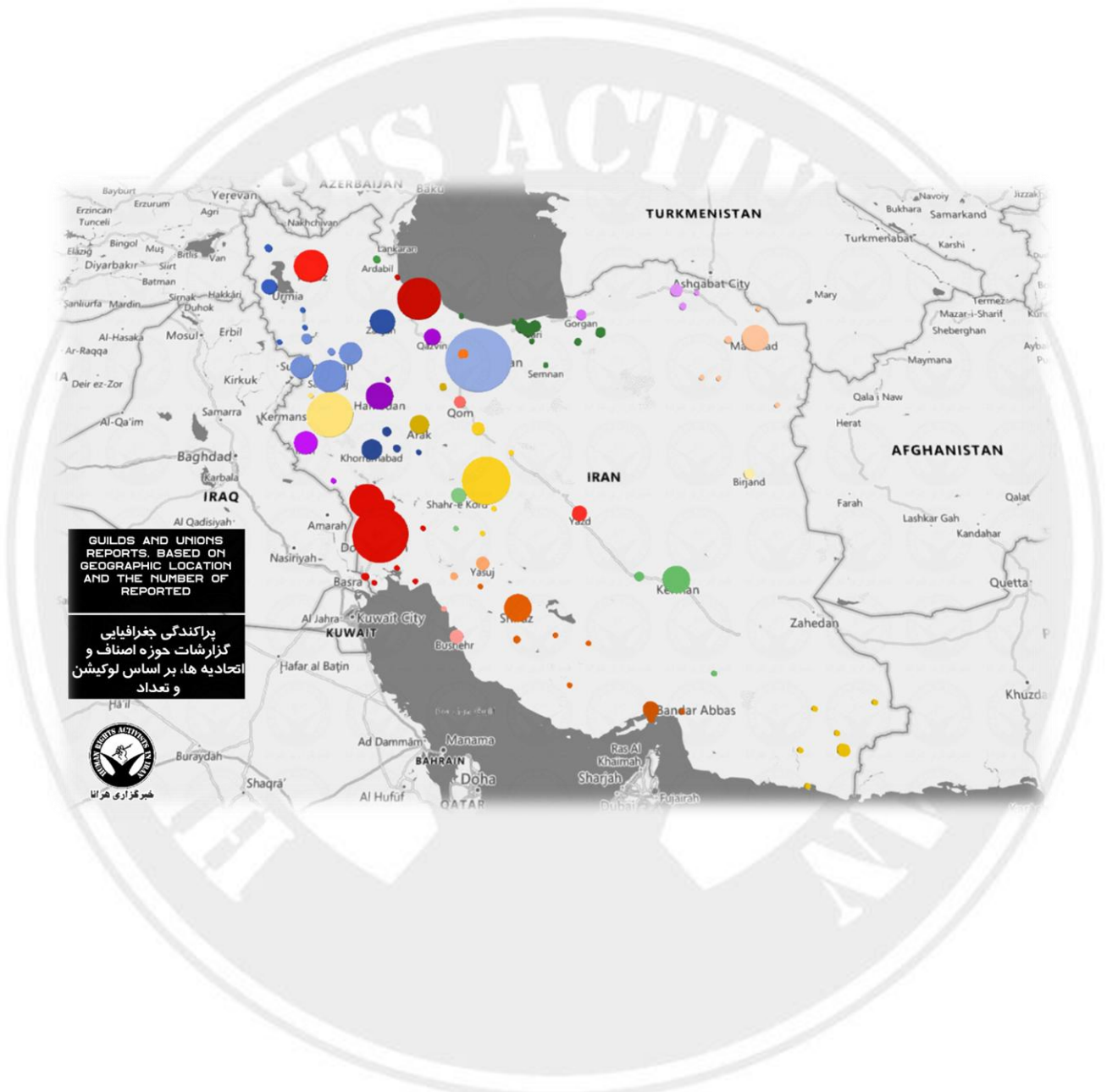


Figure 18. A comparison of the number of violations of trade unions and associations rights per month for 2025 compared with the previous year (2024).





GUILDS AND UNIONS  
REPORTS, BASED ON  
GEOGRAPHIC LOCATION  
AND THE NUMBER OF  
REPORTED

پراکندگی جغرافیایی  
گزارشات حوزه اصناف و  
اتحادیه ها، بر اساس لوکیشن  
و تعداد



جمهوری اسلامی ایران



## RIGHT TO EDUCATION

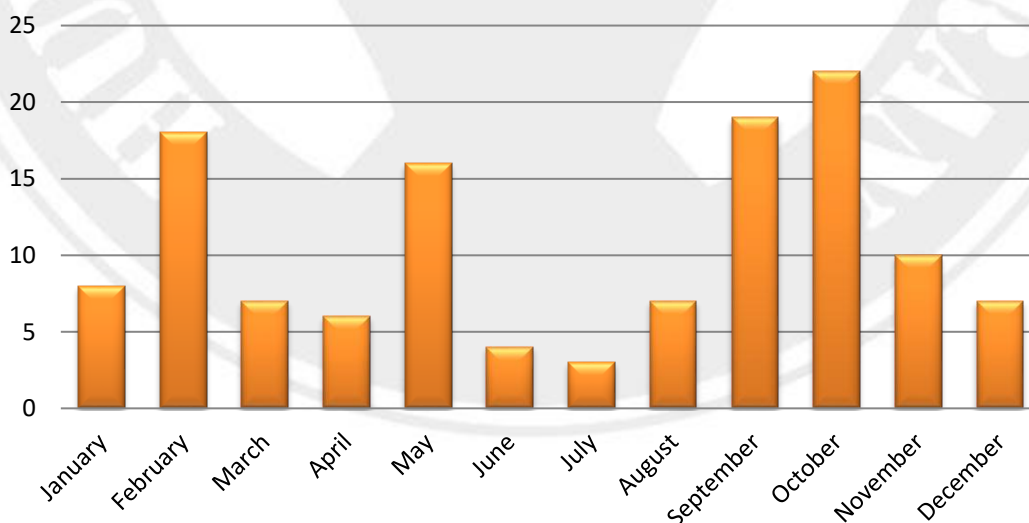
In the category of The Right to Education, 127 reports were recorded in 2025 by the Statistics, Department. These reports include a total of 15 arrests, 3 incidents of physical assault, and 1 case of denial of admission to postgraduate studies. Additionally, 1 expulsion from university, 141 cases of food poisoning, 47 protest gatherings, and 4 instances of protest obstruction were documented.

Moreover, at least 9 male students from an elementary school were subjected to physical and sexual abuse by their teacher.

In the student domain more broadly, 32 cases of corporal punishment and over 161 cases of poisoning were reported. In addition, at least one million students have been deprived of continuing their education. It is worth noting that the provinces of Sistan and Baluchestan, Golestan, and Razavi Khorasan report the highest school dropout rates in the country.

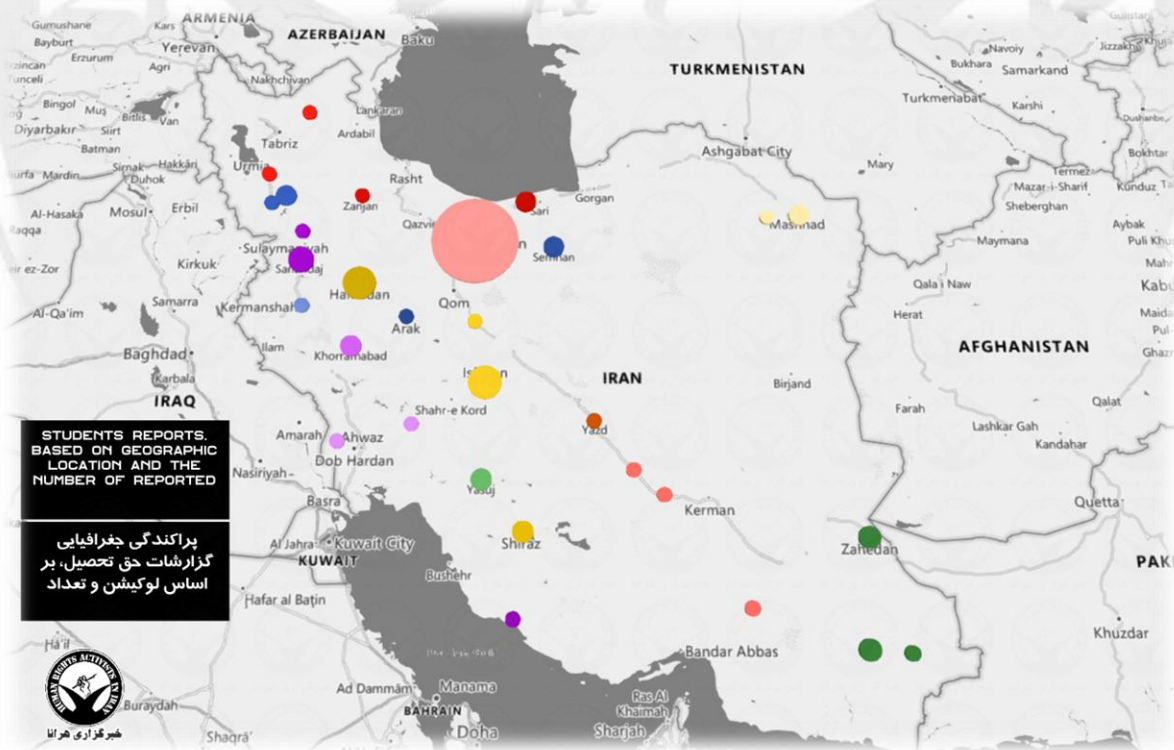
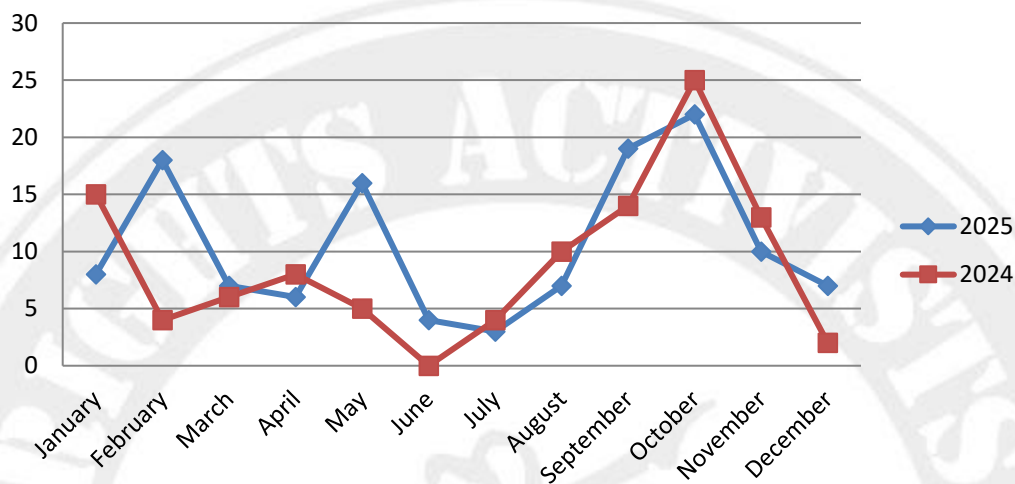
As shown in the chart below, based on the number of compiled reports, the highest number of reported violations of fundamental rights in academic settings occurred in October, while the lowest number was recorded in July.

Figure 19. A comparative analysis of the violation of academic rights based on the number of cases per Month (2025).



The following graph illustrates the number of violations of human rights in the category of academic rights in 2025 compared to 2024.

Figure 20. A comparison of the number of violations of academic rights per month in 2025 compared with the previous year (2024).





## RIGHT TO LIFE (DEATH PENALTY)

In the right to life category, a total of 1,619 reports were registered in 2025 by the Statistics Department. These reports include the sentencing of 168 individuals to death and the execution of 1,922 individuals, of which 10 executions were carried out in public.

Among those whose gender was identified, 1,681 were men and 59 were women. Additionally, two individuals who were under the age of 18 at the time of the alleged offense.

Furthermore, of the 168 recorded death sentences, 151 were issued against men and 14 against women. During this period, five death sentences issued for public execution and two death sentences against child offenders were also documented.

In addition, the Supreme Court upheld the death sentences of 56 individuals who had previously been sentenced to execution.

According to the reports, 47.55% of those executed in Iran were convicted of murder, 46.10% on drug-related charges, 1.66% for sexual offenses, 1.66% on unspecified charges, 1.35% for moharebeh-baghi (political-security charges), 0.73% for security-related charges (including espionage, terrorism, or bombing), 0.68% for moharebeh (non-political), 0.16% for corruption on earth, 0.5% for economic crimes, and 0.5% for armed robbery.

In a monthly comparison of the violation of the right to life based on the number of reports we received. According to chart 22, the highest number of violations occurred in November while the lowest number occurred in March.

Figure 22. Monthly comparison of the number of violations of the right to life based on the number of death sentence cases (2025).

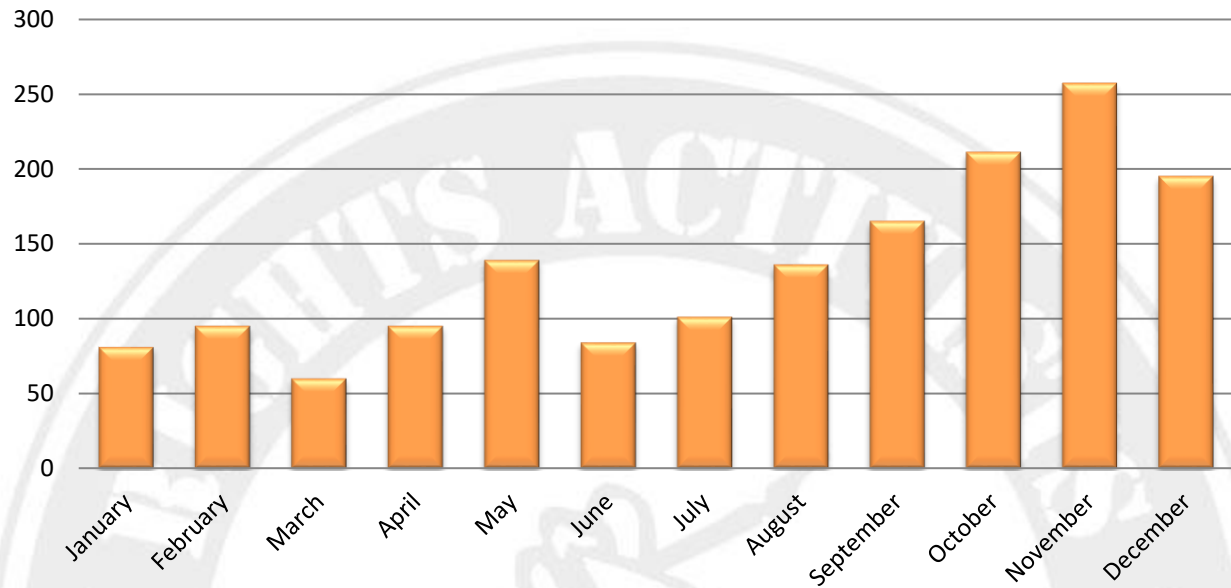
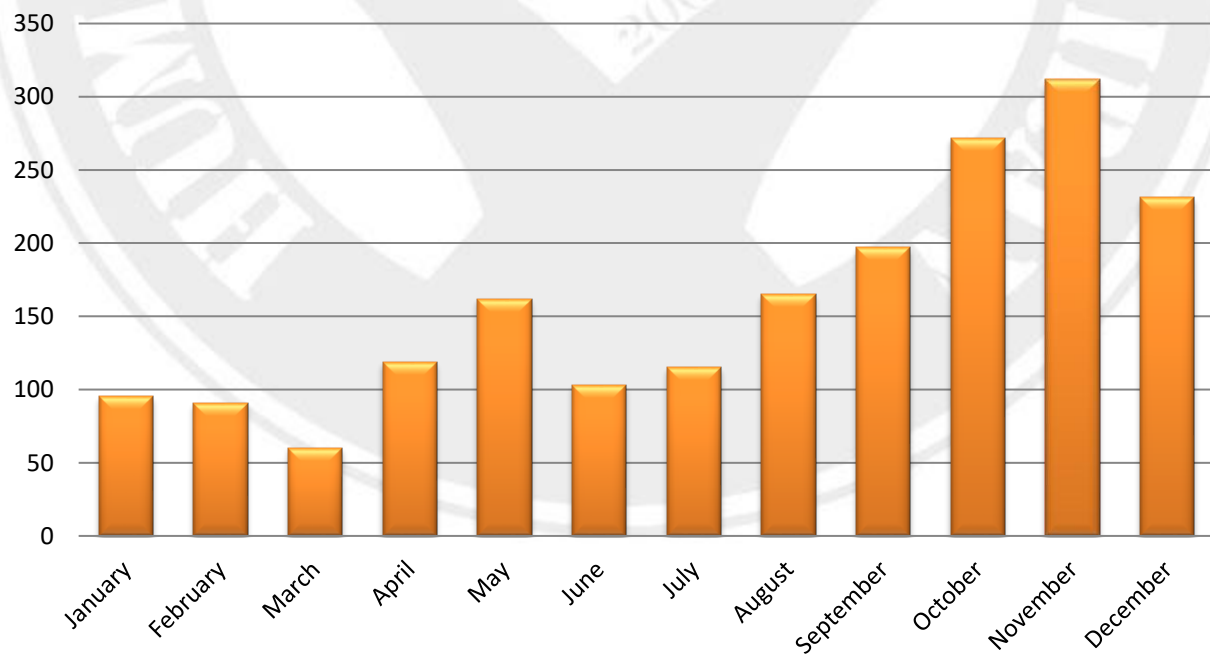


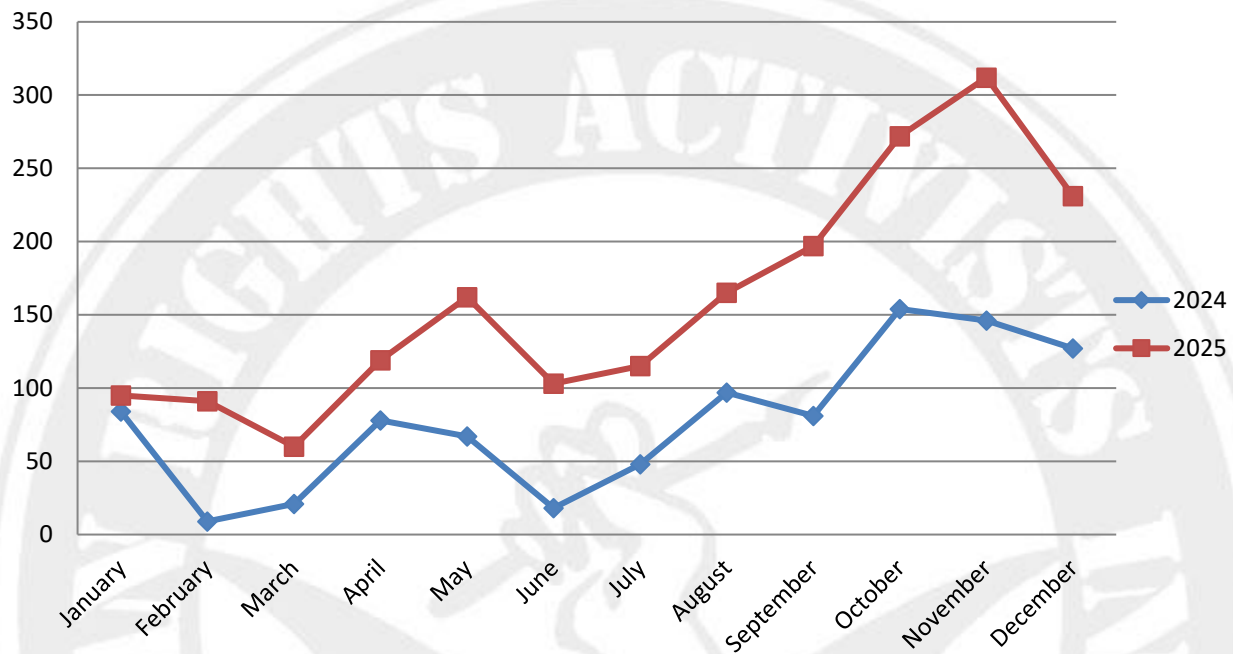
Figure 21. A comparative analysis of death sentences based on the number of individuals per month (2025).





The following graph illustrates violations of human rights through the death penalty in 2025 compared to 2024.

Figure 23. Death sentences per month in 2025 compared to its corresponding months in 2024.



In the area of executions, the implementation of death sentences in 2025 saw a 106.6% increase compared to 2024, while the issuance of death sentences experienced a 21.4% decrease over the same period.

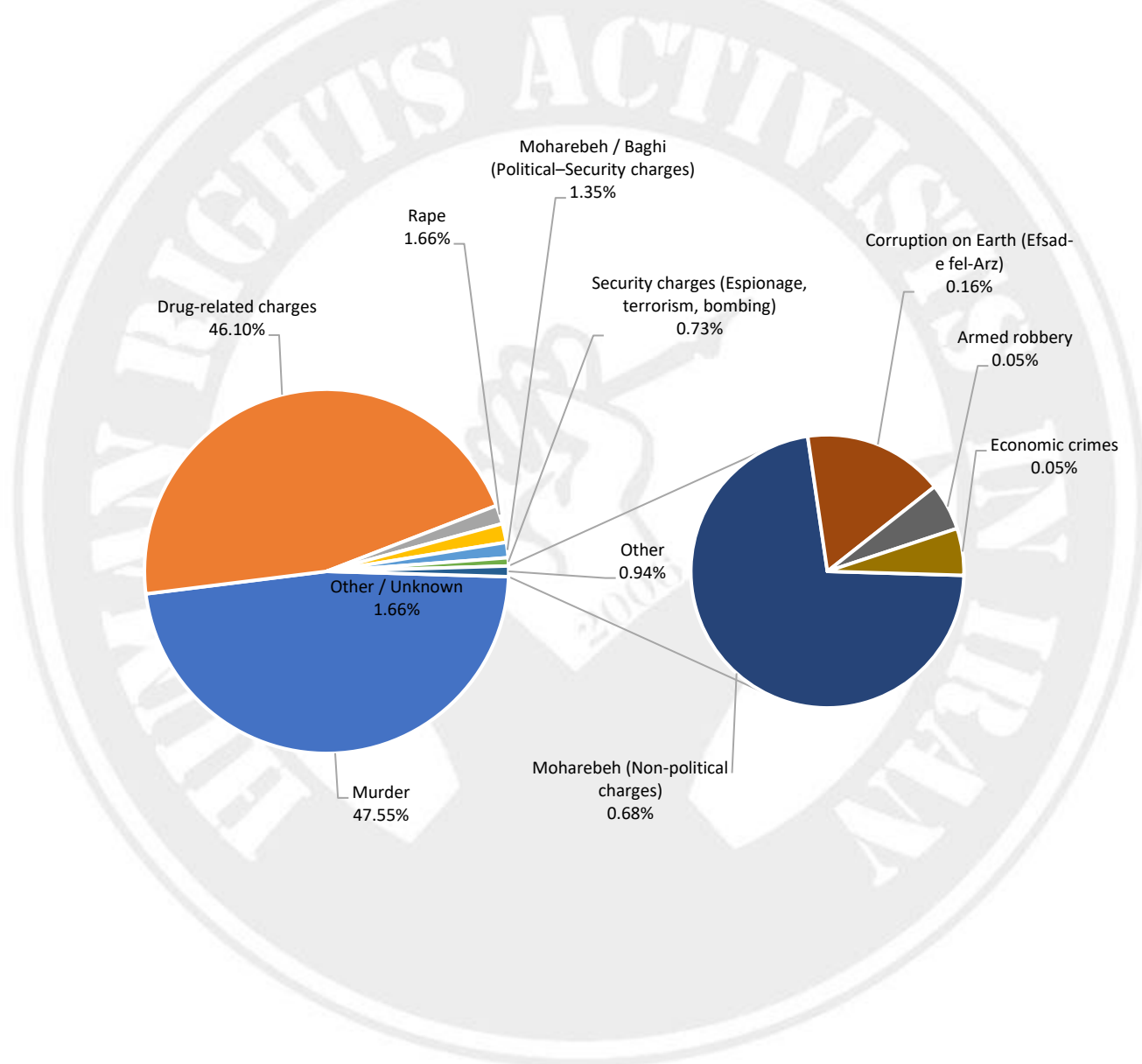
The table below shows the execution rate per capita in Iran's provinces based on the number of executions and population.

Execution rate per capita in Iran's provinces based on the number of executions and population

Province	Estimated Population (2024)	Number of Executions	Execution Rate (per 1,000,000 people)
Alborz	3,028,000	209	69.0
Razavi Khorasan	7,109,000	158	22.2
Isfahan	5,429,000	148	27.3
Fars	5,136,000	133	25.9
Lorestan	1,792,000	94	52.5
Khuzestan	5,115,000	87	17.0
East Azerbaijan	4,092,000	73	17.8
Hamadan	1,769,000	72	40.7
Kermanshah	1,999,000	67	33.5
Markazi	1,472,000	62	42.1
Yazd	1,314,000	62	47.2
Kerman	3,413,000	61	17.9
Qom	1,454,000	60	41.3
South Khorasan	845,000	57	67.5
Sistan and Baluchestan	3,280,000	56	17.1
West Azerbaijan	3,529,000	49	13.9
Semnan	787,000	49	62.3
Qazvin	1,346,000	48	35.7
Zanjan	1,119,000	47	42.0
Gilan	2,569,000	46	17.9
Golestan	2,016,000	42	20.8
Hormozgan	2,018,000	37	18.3
Mazandaran	3,415,000	35	10.3
Kohgiluyeh and Boyer-Ahmad	759,000	34	44.8
North Khorasan	875,000	27	30.9
Bushehr	1,277,000	25	19.6
Ilam	597,000	19	31.8
Kurdistan	1,689,000	19	11.3
Ardabil	1,299,000	10	7.7
Chaharmahal and Bakhtiari	997,000	9	9.0

The chart below analyzes the implementation of death sentences based on the charges against executed individuals. Murder charges top the list, accounting for 47.55% of executions, followed by drug-related offenses at 46.10%

Figure 24. Capital punishment sentences issued in 2025 based on the type of charges.



The pie chart below examines the implementation of death sentences across various provinces in Iran. According to the data, Alborz Province, which hosts two of the country's largest and most populous prisons, ranks first with 10.87% of executions. Razavi Khorasan Province follows in second place with 8.22%.

Figure 25. The ratio of death sentences issued per province (2025).

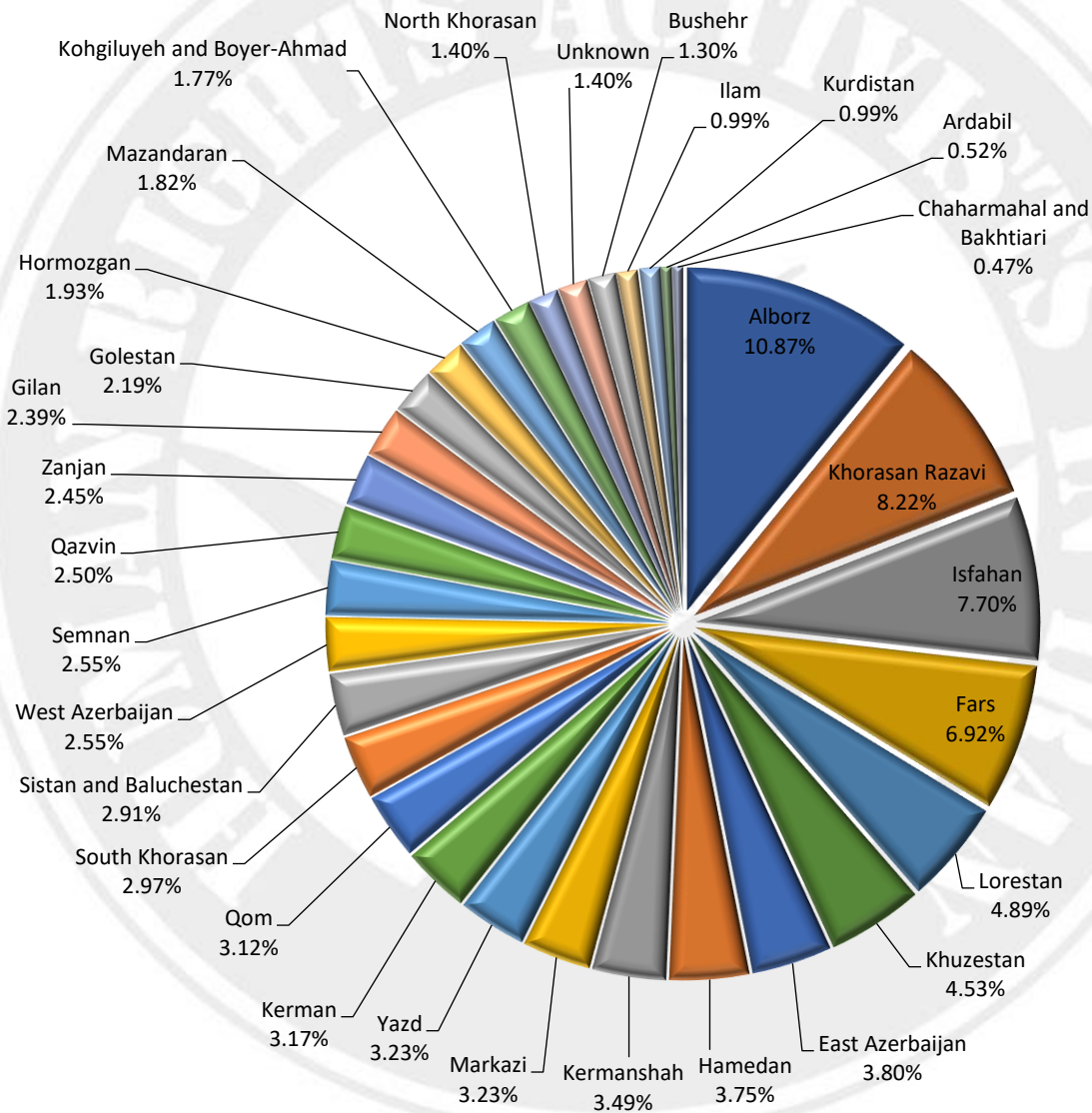
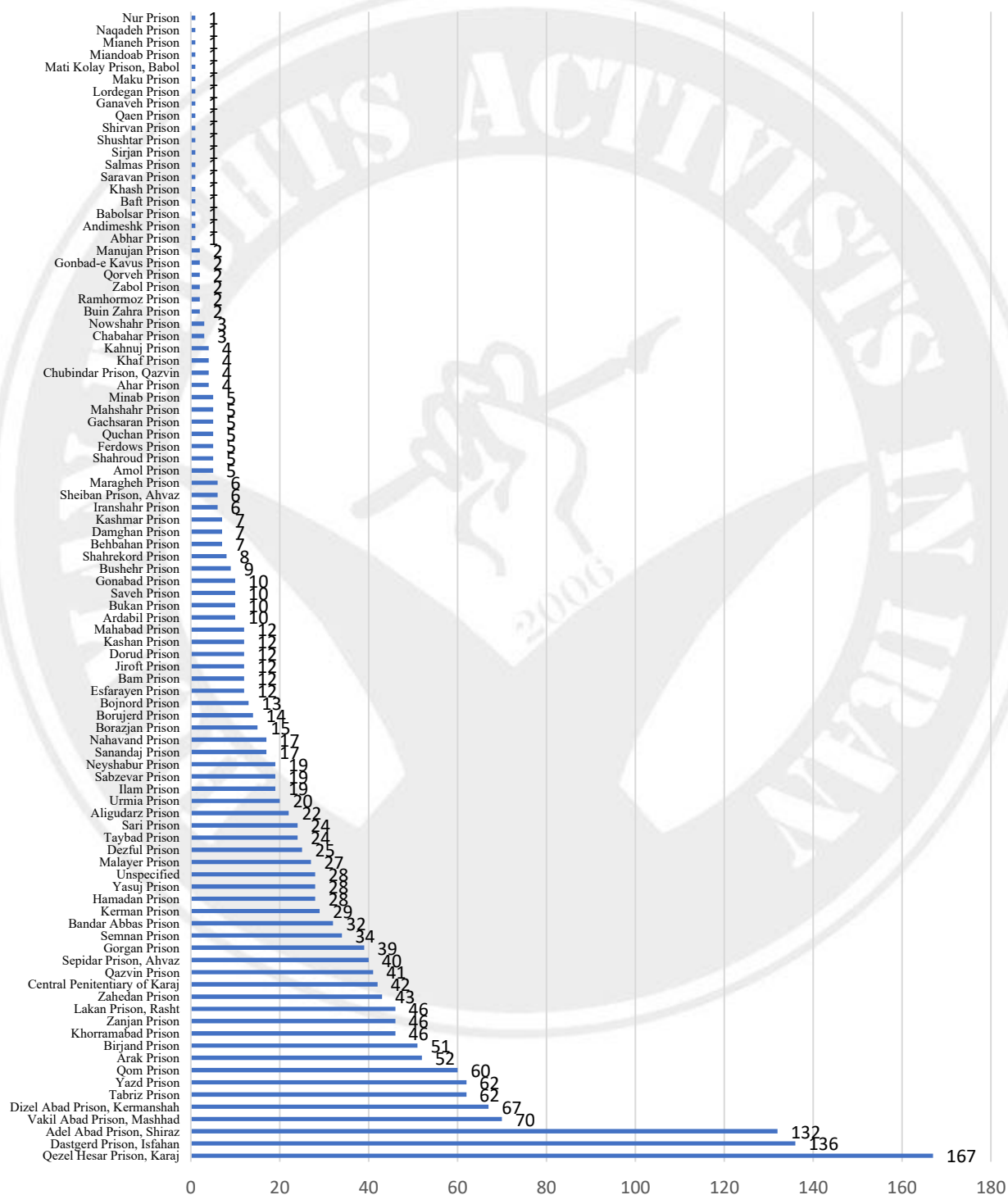




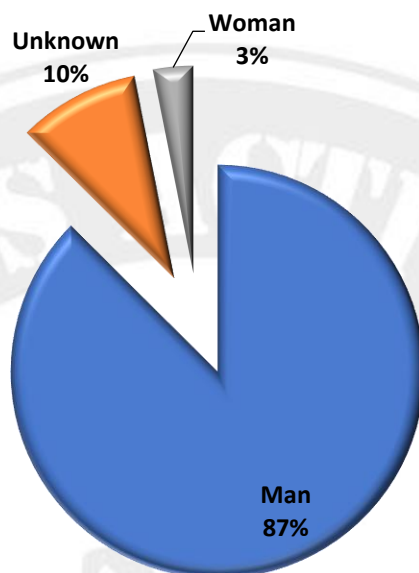
Figure 26 illustrates the number of death sentences in different prisons in Iran. Qezel Hesar Prison in Karaj and Dastgerd Prison in Isfahan rank at the top in terms of the number of executions carried out.

Figure 26. The ratio of death sentences carried out per prison (2025).



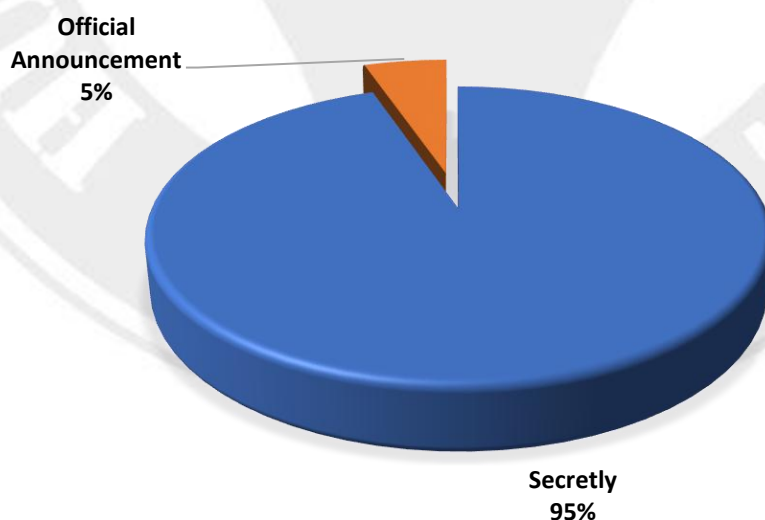
Of those executed in 2025, 3% were female, and 87% were male, while the gender of the other 10% is unknown.

Figure 27. Percentage of executed individuals based on gender (2025).



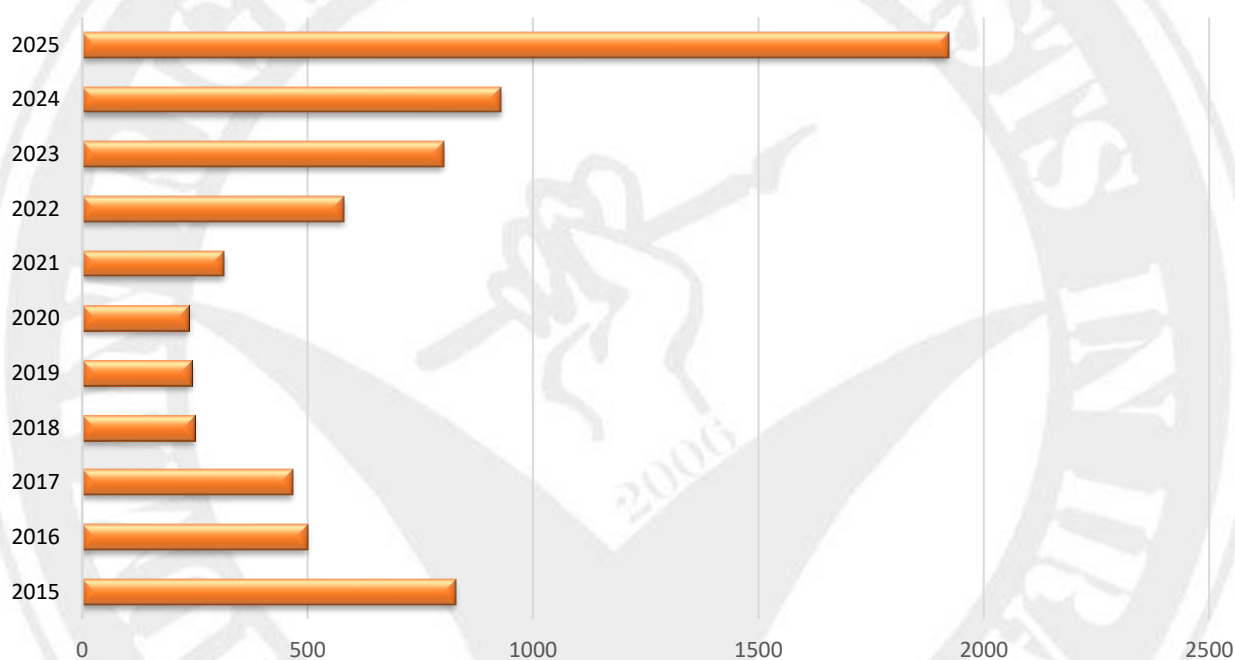
The following diagram is directly related to the secret executions of prisoners. These executions are reported by independent sources and human rights associations, indicating that 95% of executions are carried out in secret or without any public notice.

Figure 28. Secret executions compared to announced executions (2025).



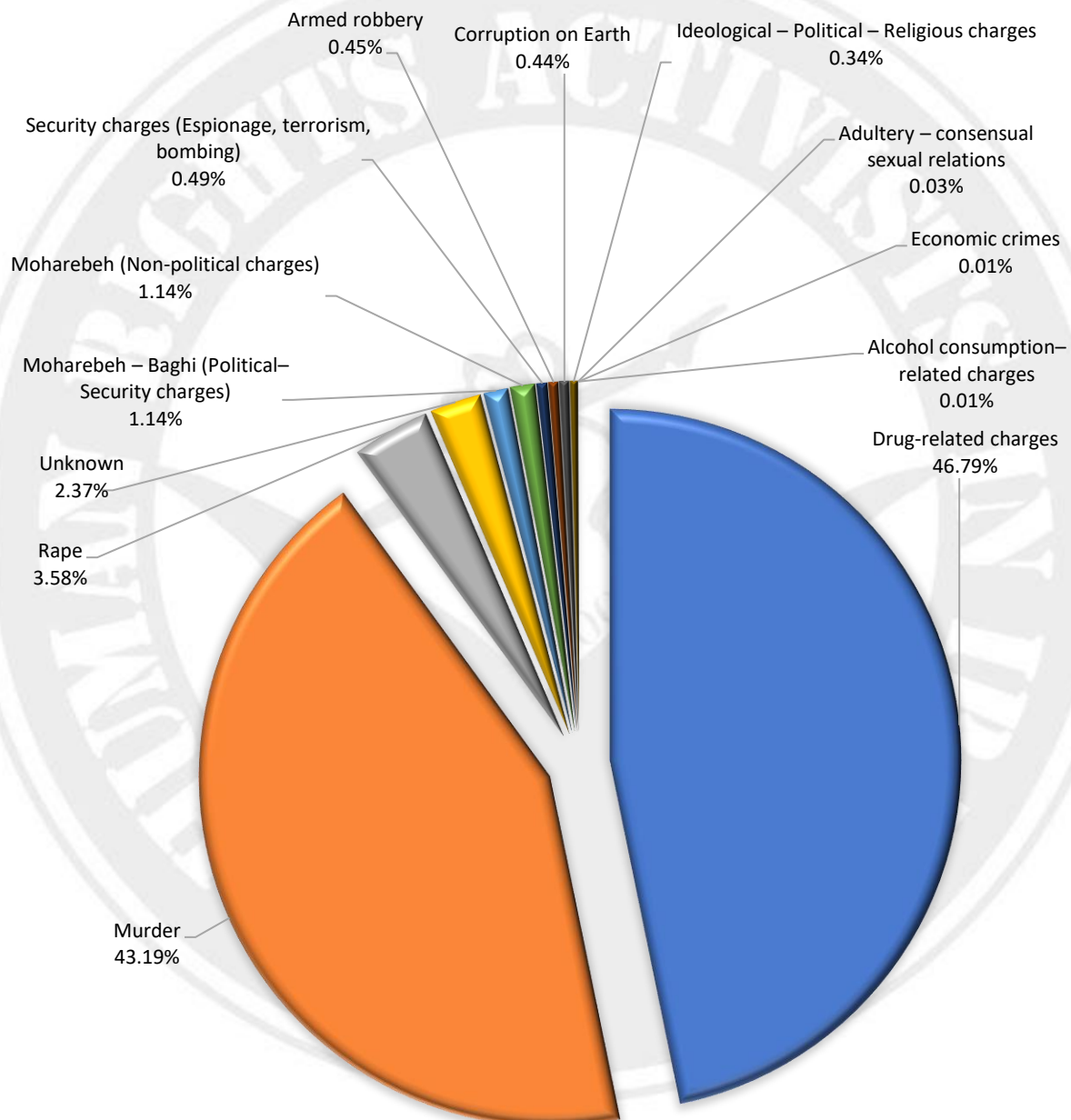
The chart below illustrates the trend of executions in Iran between 2015 and 2025. Based on the recorded data, following a relative decline in the number of executions between 2018 and 2020, an upward trend has been observed since 2021. This increase became more pronounced from 2022 onward, culminating in 2025 with 1,922 recorded executions—the highest figure within this 11-year period. This significant rise underscores serious concerns about the state of human rights and the intensification of capital punishment enforcement.

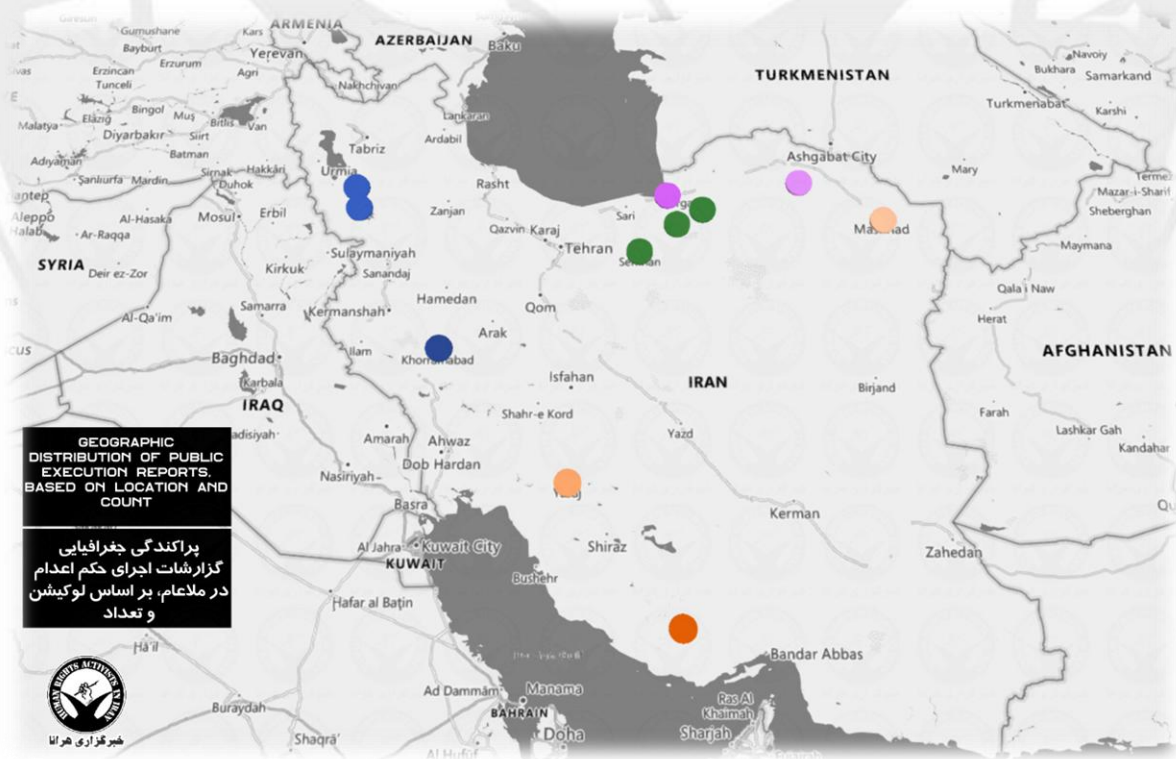
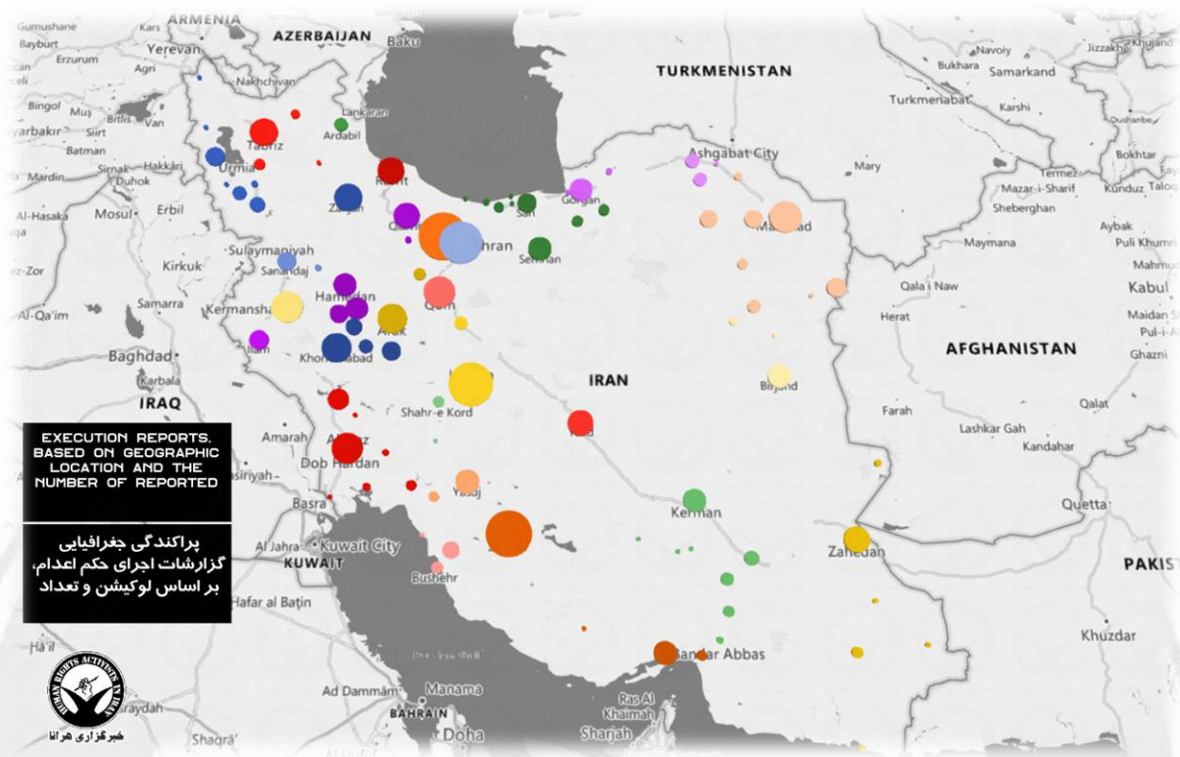
Statistical Analysis of Executions Over the Past Eleven Years



The chart below presents recorded executions by type of charge over the period from 2015 to 2025. According to the collected data, the majority of executions during this timeframe were carried out in connection with drug-related offenses and murder charges.

### 2015 TO 2025







## CULTURAL RIGHTS

In 2025, Statistics Department recorded 19 reports related to violations of cultural rights.

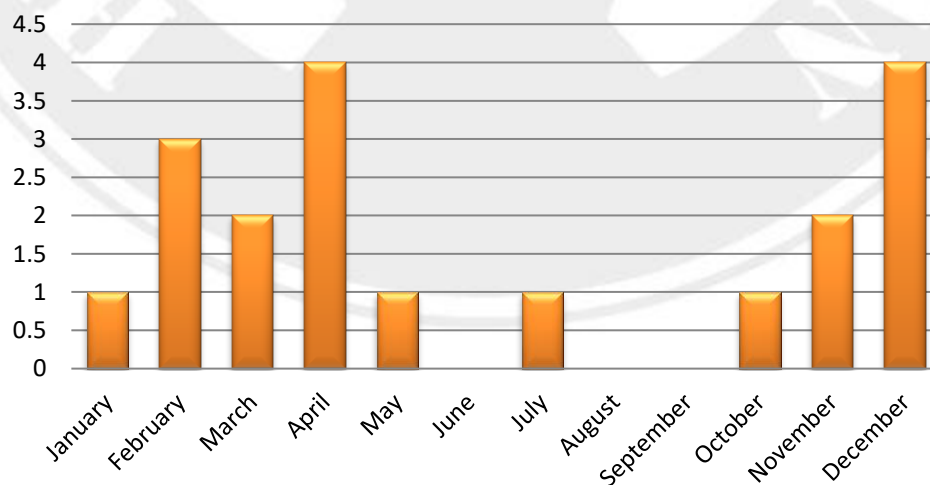
According to these reports, there were 7 instances of obstruction of cultural programs or speeches, 2 cases of summons to judicial authorities, 2 instances of censorship or prevention of publication, 6 judicial trials, 7 cases of professional bans, 1 case of neglect, and 1 case of destruction of historical sites.

Additionally, four individuals were sentenced to a total of 131 months of suspended imprisonment, of which 64 months were issued by the Court of Appeals. Furthermore, six individuals were sentenced to a total of 515 million tomans in fines.

In the realm of cultural rights, the number of verdicts issued—based on the number of individuals tried by the judiciary—rose by 20% compared to the previous year. However, the issuance of imprisonment sentences saw a 31.7% decrease.

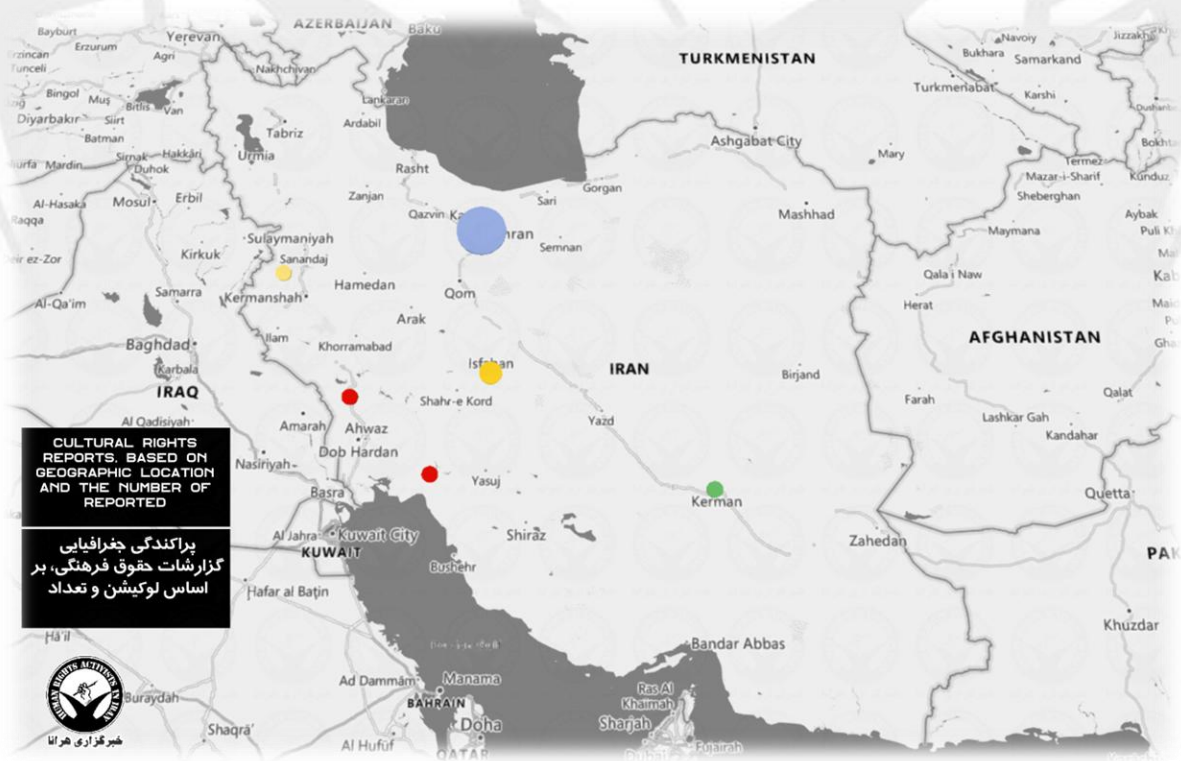
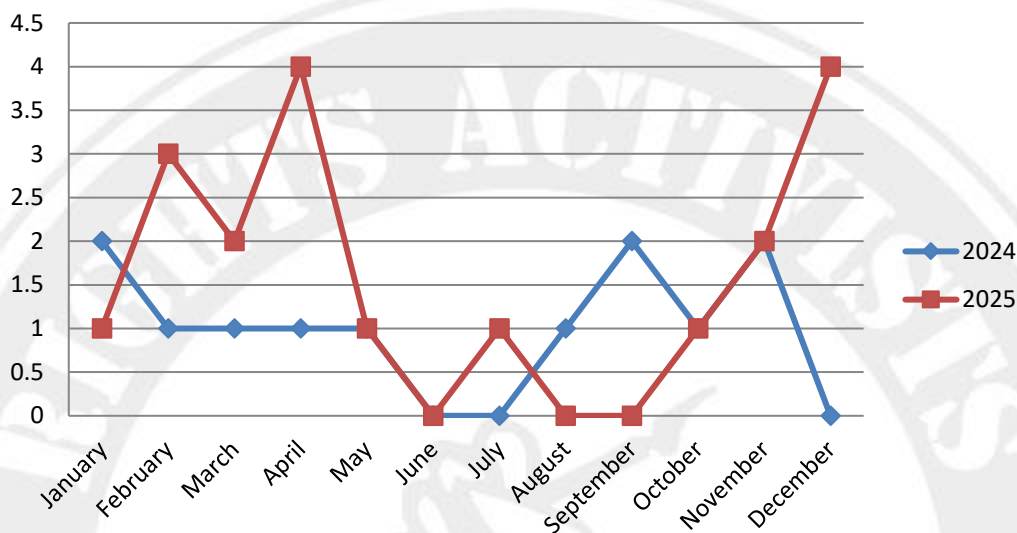
As illustrated in the chart below, a month-by-month comparison of cultural rights violations based on collected reports indicates that the highest number of violations occurred in April and December, while the lowest number was recorded in June, August and September.

Figure 29. Violation of cultural rights based on the number of cases per month (2025).



The following graph illustrates the number of violations of cultural rights in 2025 compared to 2024.

Figure 30. Violations of cultural rights per month in 2025 compared with the previous year.





## LABOR RIGHTS

In 2025, Statistics Department recorded 1,921 reports related to labor rights violations. According to these reports, a total of 18 individuals were arrested. In addition, two labor activists or labor rights defenders were sentenced to a total of 75 months of imprisonment, of which 72 months were issued by the Court of Appeals. One individual was also fined 30 million tomans.

Furthermore, six individuals were summoned to judicial and security institutions. The records also include three cases of trials, two cases of interrogations by judicial-security entities, three cases of self-immolation, one case of a worker being beaten, two instances of travel bans, and one case of imprisonment enforcement.

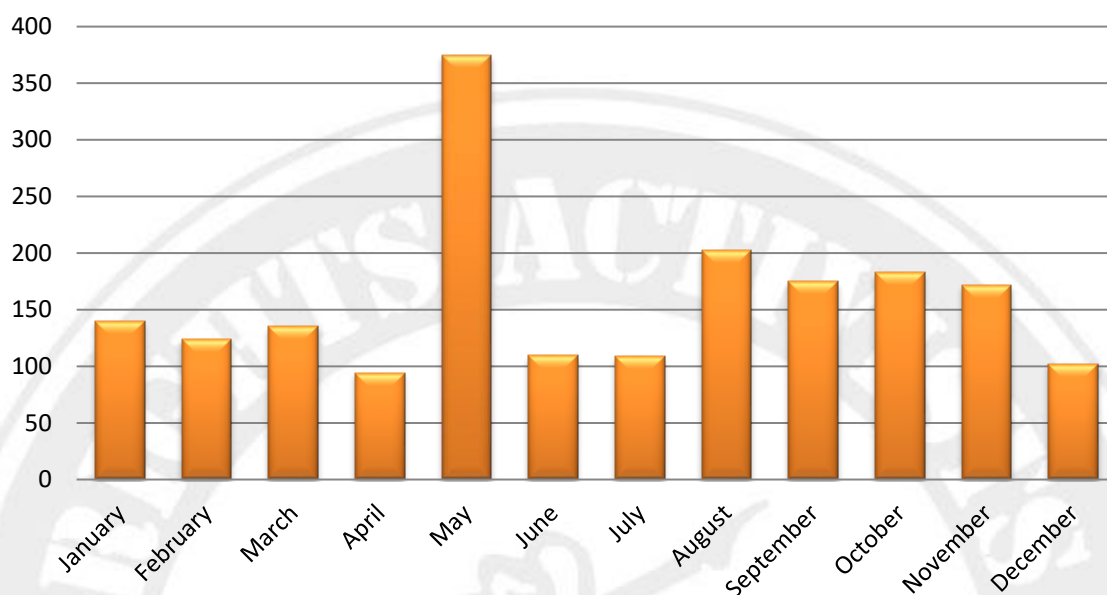
In 2025, at least 623 months of delayed wage payments were reported across 178 industrial and service units. Additionally, the labor sector saw 2,453 cases of dismissal or downsizing, 550 cases of unemployment, 663 months of lack of insurance coverage, 10 instances of factory closures, and 3,411 workers reported as being in limbo.

Workplace incidents also resulted in at least 1,202 deaths and 7,316 cases of physical injuries to workers during the course of their work.

In the same year, at least 813 labor protests, 407 labor strikes, and 4 cases of protest obstruction were reported. The majority of these protests were related to wage demands.

The monthly comparison of violations of workers' rights, as observed in the forthcoming chart, shows that the highest number of rights violations reports in this domain were published in May, with the most significant decrease in reports occurring in April.

Figure 31. A monthly comparative analysis of the violation of workers' rights based on the number of cases per month (2025).



The following graph illustrates the number of violations of human rights in the category of workers' rights in 2025 in comparison with 2024.

Figure 32. Violations of workers' rights on a monthly basis in 2025 compared with the previous year.

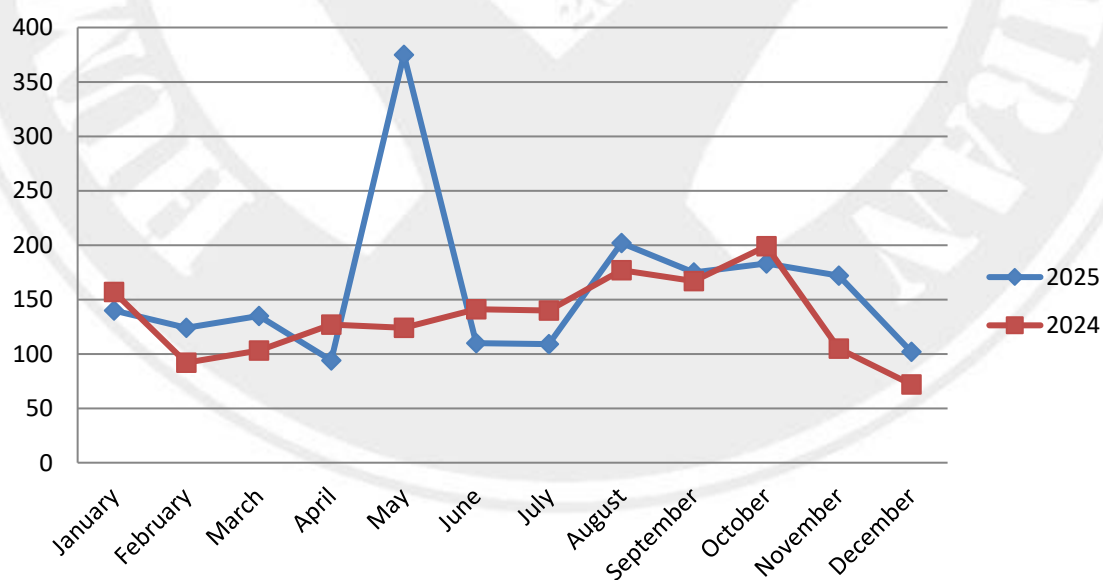
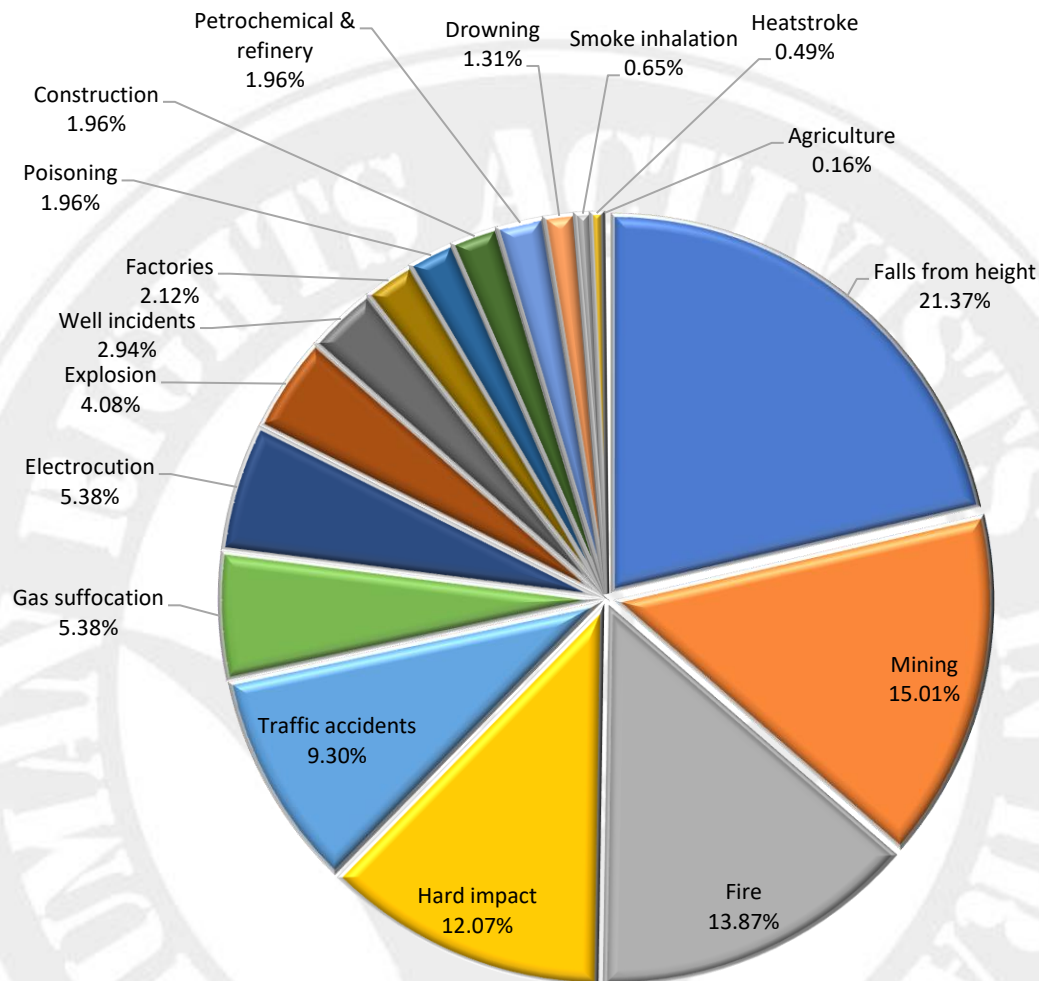


Figure 33. Classification of work-related accidents



According to data collected by the Statistics Department, 21.37% of workplace incidents were related to falls from height, 15.01% to mining accidents, 13.87% to fires, 12.07% to being struck by a hard object, 9.30% to traffic accidents, 5.38% to gas inhalation, 5.38% to electrocution, 4.08% to explosions, 2.94% to incidents in wells, 2.12% to factory-related incidents, 1.96% to poisoning, 1.96% to construction-related accidents, 1.96% to incidents in petrochemical and refinery facilities, 1.31% to drowning, 0.65% to smoke inhalation, 0.49% to heatstroke, and 0.16% to agricultural accidents.



The arrest of workers increased by 63.6%, while the issuance of verdicts by the judiciary, based on the number of individuals tried, decreased by 77.7%, and imprisonment sentences dropped by 75% compared to the previous year.





## CHILDREN'S RIGHTS

In 2025, Statistics Department recorded 590 reports concerning violations of children's rights. Due to the silence of families and the lack of transparency from state institutions, accurate statistics on the full scope of child abuse remain unavailable. However, at least 38 cases of child rape and sexual abuse, 45 child murders, 4 so-called honor killings, and 18 child suicides were documented. Moreover, a minimum of 23,000 cases of child abuse, 5 abandoned infants, 5 deaths and 10 injuries among child laborers, 21 deaths and 385 injuries due to official negligence, and over 70,000 cases of child labor were reported.

According to published reports, child abuse continues to account for a significant portion of calls received by the Social Emergency Services. Over the past year, more than 23,000 cases of child abuse were reported in Tehran Province. In Mashhad, child abuse ranked as the leading cause of calls to the 123 emergency hotline, although detailed, disaggregated statistics for these cases have not been released.

In recent years, the publication of statistics and reports on the rise of child marriage in Iran has raised significant concerns about this issue and its harmful consequences.

According to official statistics from the Iranian Statistical Center in 2019, about 16.8% of girls aged 15 to 19 in Iran were married. Among the limited government data available on this matter, a report from the Iranian Statistical Center indicated that from the winter of 2021 to the end of the fall of 2022, at least 27,448 girls under the age of 15 were married in Iran.

Despite the downward trend in the marriage of girls under 15 observed from 2017, the numbers returned to previous levels in 2019 and began to rise again. Reports indicate that in 2020 and 2021, respectively, 31,646 and 32,655 girls under 15 were married in Iran. The number of marriages involving girls under 15 increased by 933 cases in the fall of 2022 compared to the summer of the same year.

Additionally, in the fall of 2022, more than 5,500 girls aged 15 to 19 were married compared to the previous season (summer 2022). According to the report, most child brides become mothers at a young age. For example, based on data from the Civil Registry Organization in May 2022, at least 69,103 babies were born in 2021 to mothers aged 10 to 19, and 1,474 babies were born to mothers aged 10 to 14.

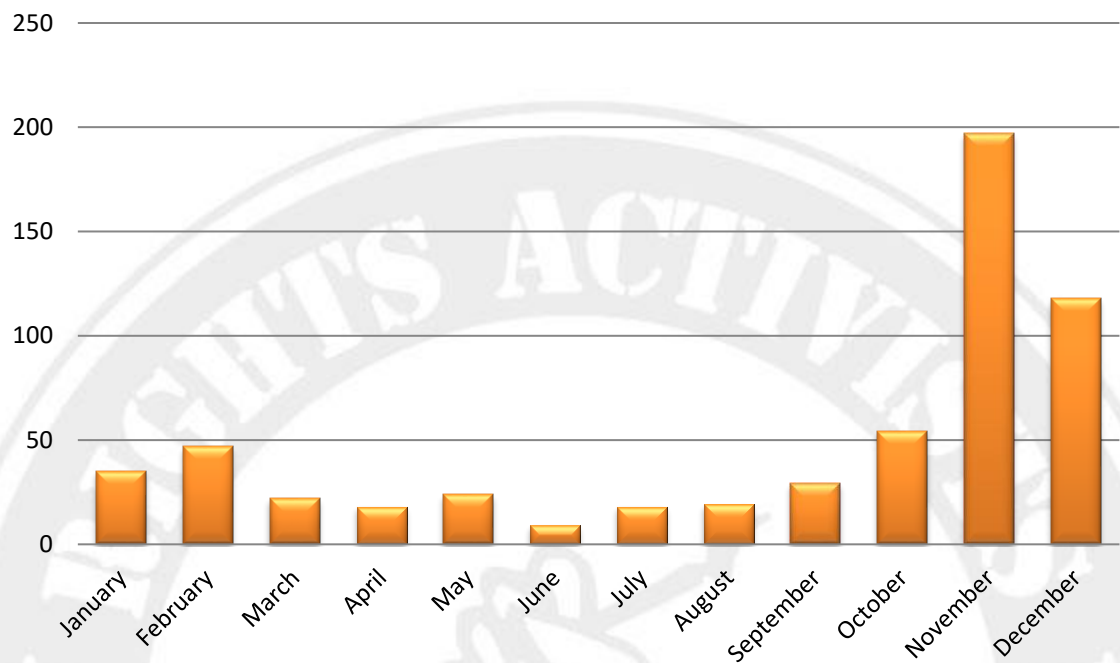
In September 2024, the *Etemad* newspaper reported on the cessation of publishing statistics and information regarding child marriage and the number of children born to underage mothers in Iran. According to the newspaper, an official from the Civil Registry Organization stated that "an order has been issued" prohibiting the release of these statistics.

In addition, at least one million students have been deprived of continuing their education. Many students in the country are deprived of their right to education due to a lack of access to virtual learning resources, early marriages, poverty, cultural issues, population dispersion, and other factors.

In the past year, in clear violation of Iran's international obligations, specifically its accession to the Convention on the Rights of the Child and the provision prohibiting the use of children in military-related activities, at least 104,655 individuals under the age of 18 were sent to so-called "Rahian-e Noor" camps in former war zones across the country. The provinces of Isfahan, Bushehr, Qom, Markazi, and Razavi Khorasan recorded the highest number of participants in these deployments.

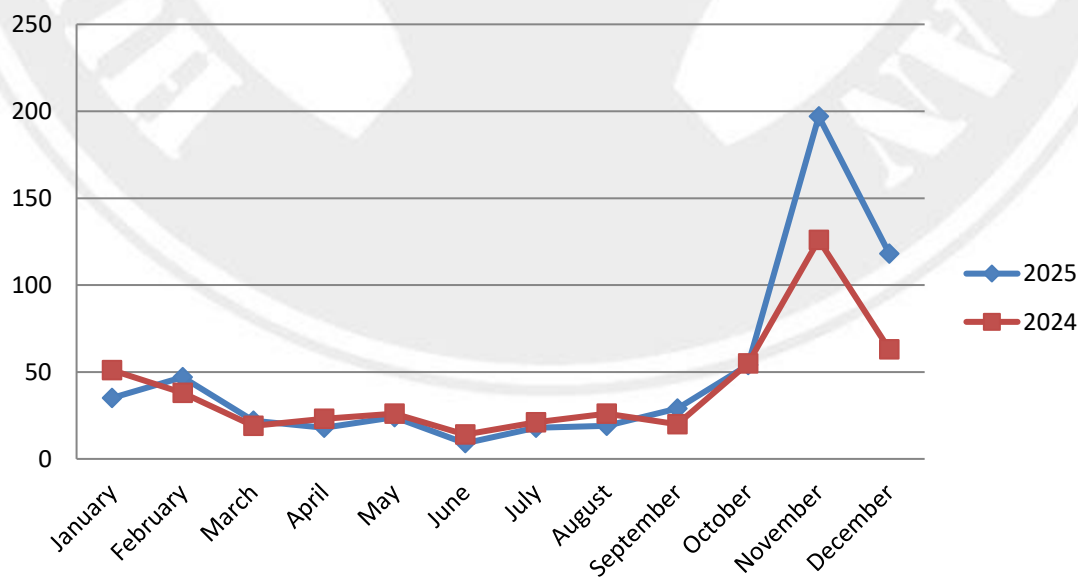
As mentioned in the execution section of this report, at least 2 juvenile offenders were executed in Iran last year. Precise statistics on the arrest of children are not available, but according to accessible reports, at least 35 individuals under 18 years old were detained by security institutions. The monthly comparison of violations of children's rights, as seen in the graph below, shows the highest number of violations reports in November and the lowest in June.

Figure 34. A monthly comparative analysis of the violation of children’s rights based on the number of cases per month (2025).



The following graph illustrates the number of violations of human rights in the category of children’s rights in 2025 in comparison with 2024.

Figure 35. Violations of children’s rights per month compared with the previous year (2025,2024)









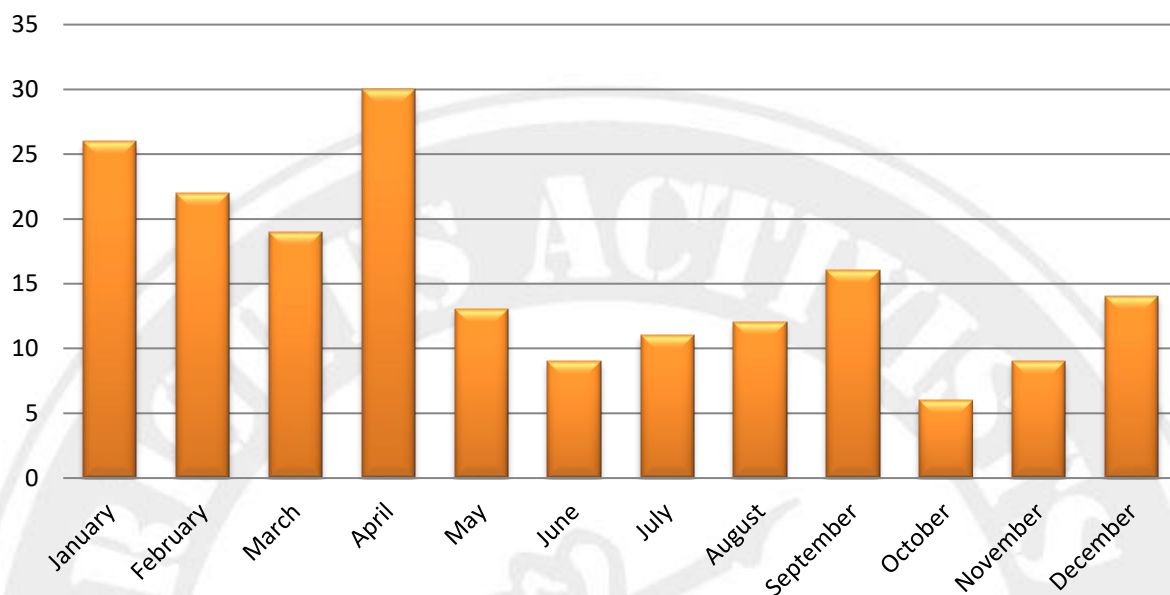
In 2025, the Statistics Department recorded 187 reports related to violations of women's rights. According to these reports, at least 63 cases of rape and sexual abuse, 115 cases of femicide, 11 so-called honor killings—including the killing of 5 men—1 self-immolation, 11 cases of physical assault, at least 179 instances of domestic violence, 8 acid attacks, 11 summonses to judicial-security bodies, 7 interrogations by security agencies, 24 cases of enforcement under the pretext of “improper hijab,” and 1 case of discrimination in public settings were documented.

In addition, at least 193 commercial establishments were shut down by the Office for Supervision of Public Places for failing to enforce mandatory hijab regulations.

According to this report, 13 women were arrested for non-compliance with mandatory hijab laws. At least four individuals were sentenced to a combined total of 80 months of imprisonment and a monetary fine of 7 million tomans. Of this total, 31 months were issued by the Court of Appeals. Additionally, one individual was sentenced to 178 lashes.

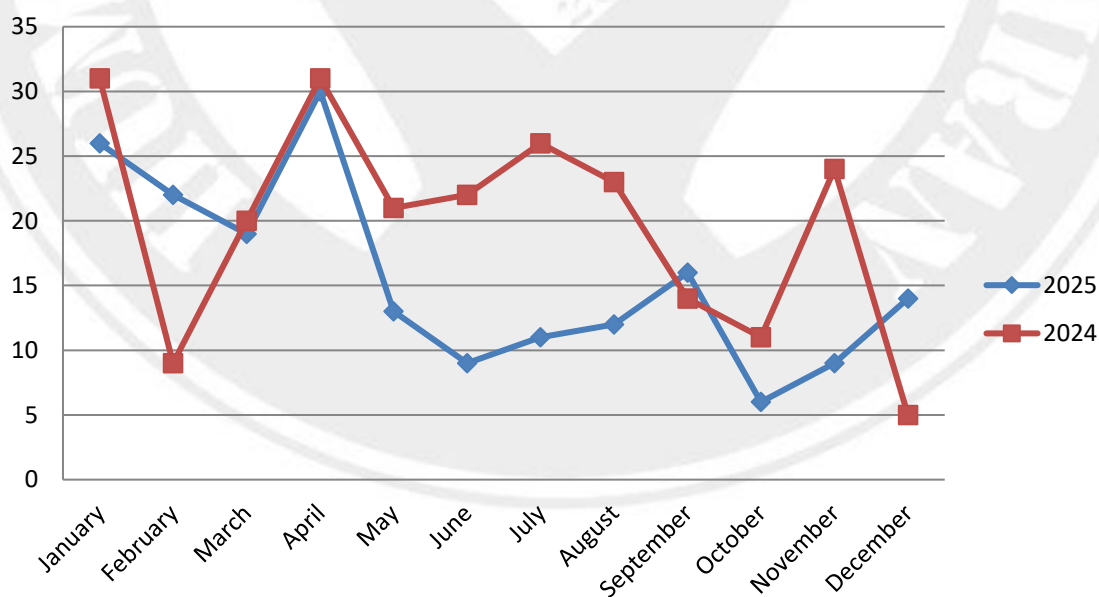
As illustrated in the chart below, based on the number of reports collected, the highest number of recorded violations of women's rights occurred in April, while the lowest was observed in October.

Figure 36. A comparative analysis of the violation of women's rights based on the number of cases per month (2025).



The following graph illustrates the number of violations of human rights in the category of women's rights in 2025 compared to 2024.

Figure 37. Violations of women's rights per month in 2025 compared to the previous year.



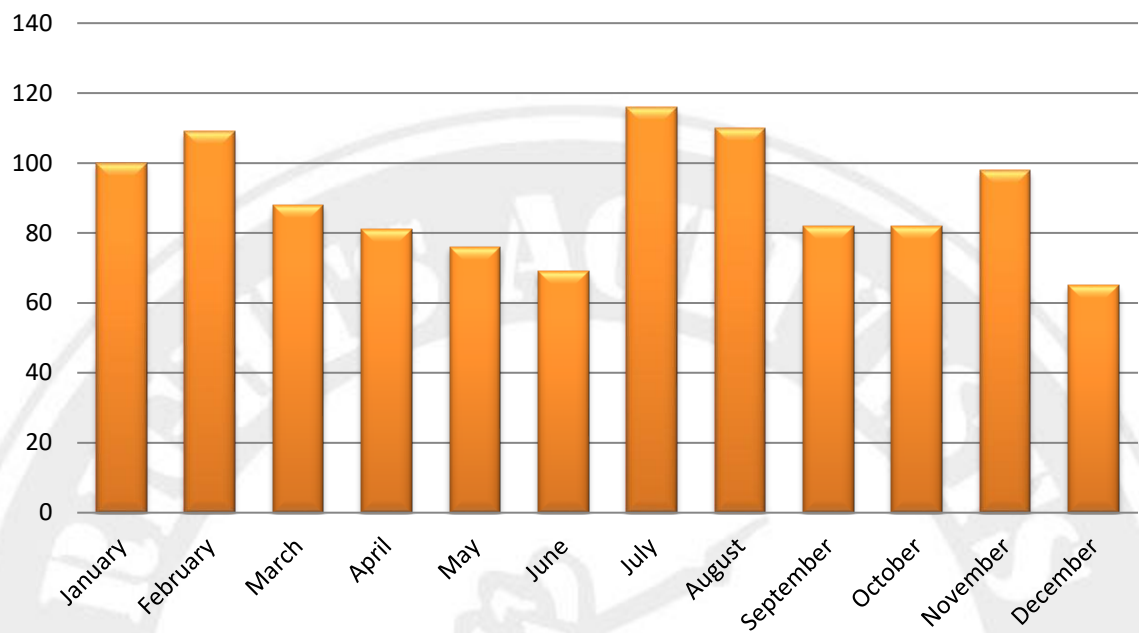


## PRISONERS' RIGHTS

In 2025, the Statistics Department recorded 1,076 reports related to violations of prisoners' rights. According to these reports, there were a total of 30 cases of physical assault against prisoners, 215 cases of denial of or failure to provide medical care to prisoners and detainees, 368 cases of unlawful transfer of prisoners to solitary confinement, 187 hunger strikes by prisoners and detainees, 43 cases of forced transfer of prisoners, 224 instances of threats and pressure exerted on prisoners, 55 cases of denial of visitation rights, 9 cases of psychological and physical torture, 18 cases of prisoner deaths due to illness, 23 suicides, 5 cases of prisoners being killed, 97 cases of denial of access to legal counsel for prisoners and detainees, 2,513 cases of prisoners being held in inappropriate conditions, 5 sit-ins by prisoners, 30 cases of forced confessions, 18 cases of failure to separate prisoners based on the nature of their crimes, 7 cases of failure to separate defendants from convicted prisoners, 3 cases of the use of handcuffs or shackles on prisoners, 19 cases of denial of medical leave, and 263 cases of denial of the right to make phone calls. Additionally, in the category of detainees, 19 cases of failure to address complaints, 675 cases of enforced disappearance or lack of information regarding detainees, and 1,099 cases of detainees being held in a state of legal limbo were recorded.

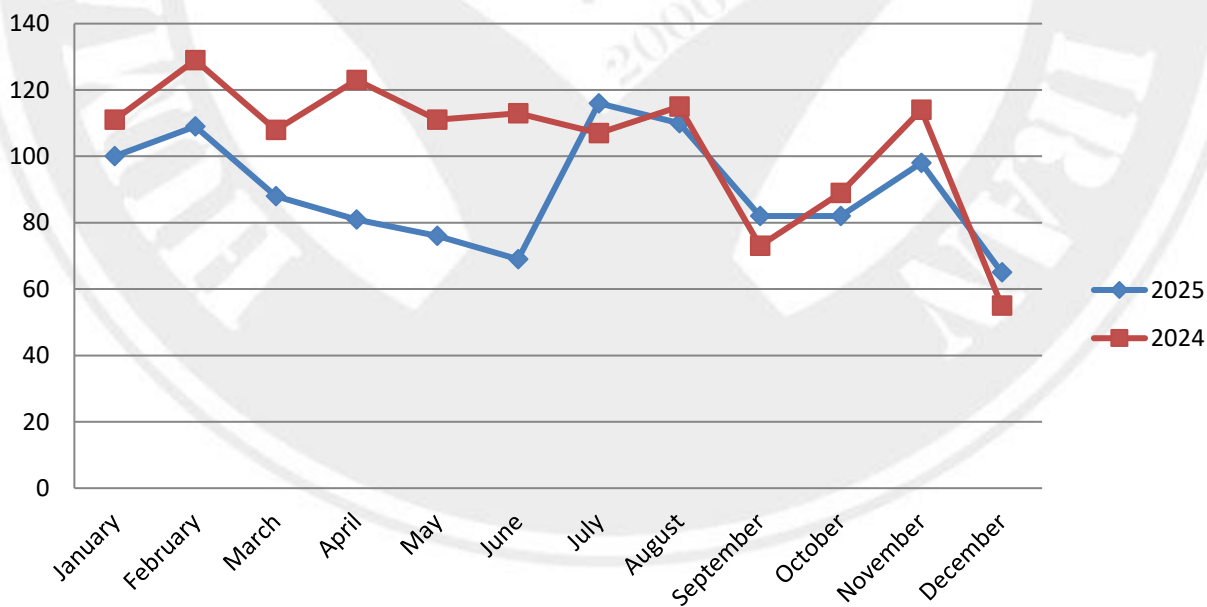
As illustrated in the chart below, based on the number of reports collected, the highest number of documented violations of prisoners' rights occurred in July, while the lowest number was recorded in June.

Figure 38. A monthly comparative analysis of the violation of prisoners’ rights based on the number of cases per month (2025).



The following graph illustrates the number of violations of prisoners’ rights in 2025 in comparison with 2024.

Figure 39- violations of prisoners’ rights per month in 2025 compared with the previous year.







# ENVIRONMENTAL RIGHTS

In 2025, Statistics Department recorded 1,700 reports related to environmental rights violations. According to these reports, there were 13 cases of failure to protect natural resources, at least 1,596 reports of various types of environmental pollution—including air pollution and contamination of surface and groundwater—17 cases of improper exploitation of natural resources, 9 cases of animal abuse, 50 protest gatherings, and 2 cases in which gatherings were obstructed.

In addition, over the past year, 49 nature and natural resources protection officers were involved in incidents. This includes the deaths of 7 park rangers and injuries sustained by 31 park rangers, 1 wildlife warden, and 10 forest rangers.

As the following bar graph illustrates, based on the number of reports per month, the highest number of reports in the environmental sector occurred in May, and the lowest in June.

Figure 46- A monthly comparative analysis of the number of environmental rights violations by month

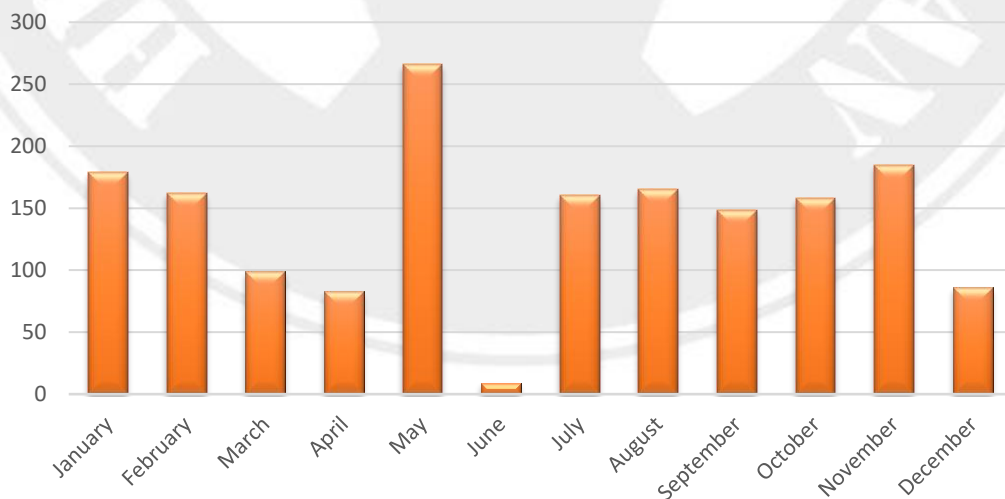
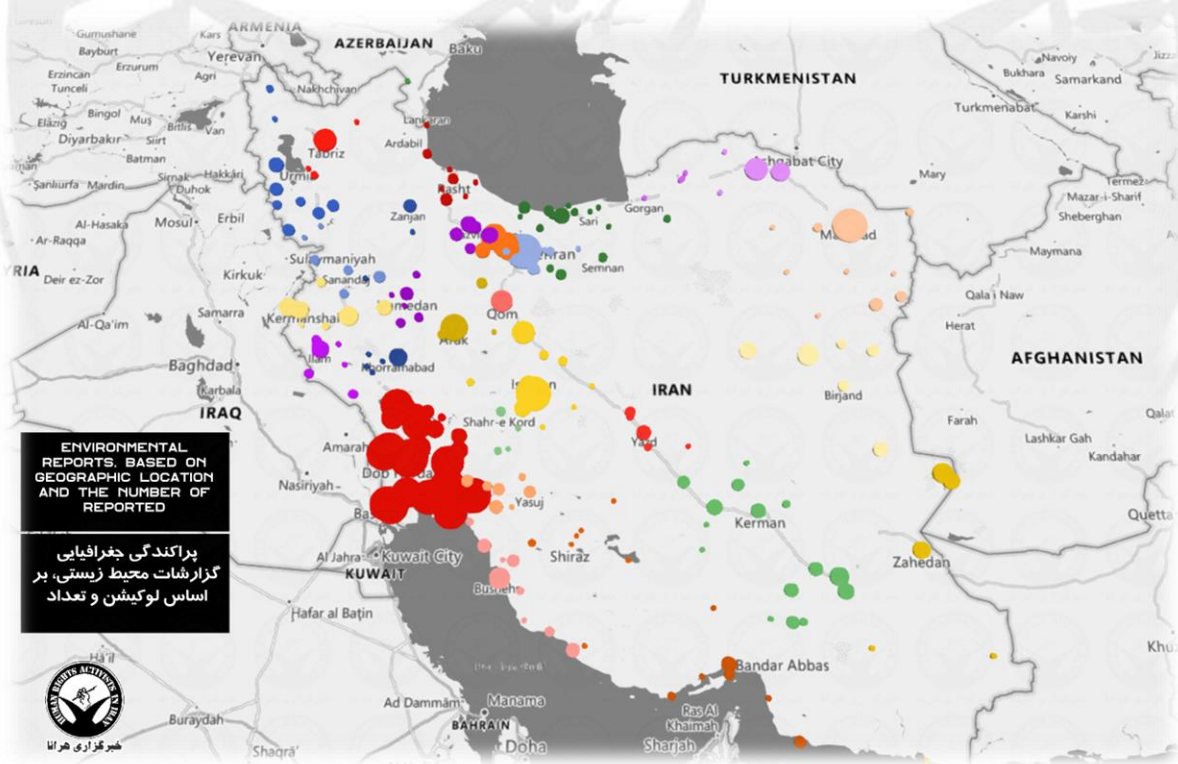
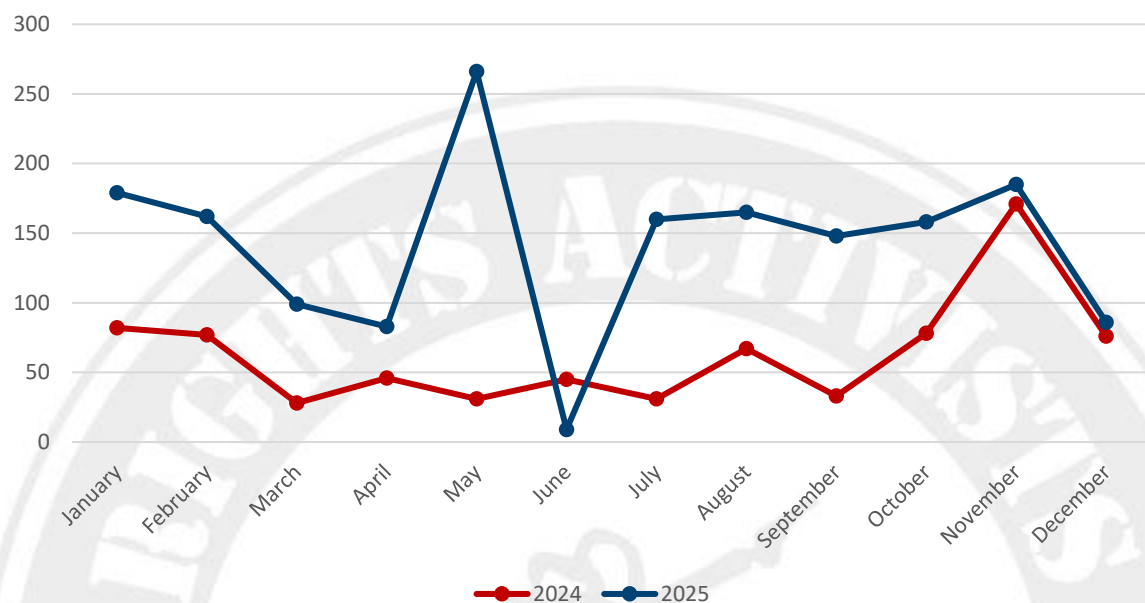


Figure 47- Monthly Comparison of Environmental Sector Incidents: 2025 vs. Previous Year





## SEXUAL AND GENDER MINORITIES

Prior to 2021, reports concerning the rights of sexual and gender minorities in Iran were processed under other categories in the annual reports of Human Rights Activists in Iran. The primary reason for this was the limited number of reports available in this area, which did not facilitate detailed analysis.

Creating an independent category, despite the small number of reports, signifies an effort to enhance the monitoring of the status of these community members.

The rights of sexual and gender minorities in the country are systematically violated in various ways.

Criminalization of same-sex relationships and non-recognition of transgender individuals' gender identity prior to gender reassignment surgery are two examples.

These violations occur irrespective of the blatant spreading of hatred against members of this community.

Cultural taboos, legal barriers, and the weakness of civil institutions in monitoring and reporting violations against them have become serious problems.

The government's policy towards sexual minorities in Iran has blurred the line between being a sexual minority and moral corruption, exacerbating the vulnerability and oppressive atmosphere for these individuals.

In some instances, security and law enforcement agencies themselves admit to detaining and harassing members of this community.

In 2025, Sogand Pakdel, a transgender woman approximately 25 years old, was shot and killed by her uncle in the city of Kavar, Fars Province. The murder took place during her cousin's wedding celebration and was reportedly carried out with a so-called "honor" motive.







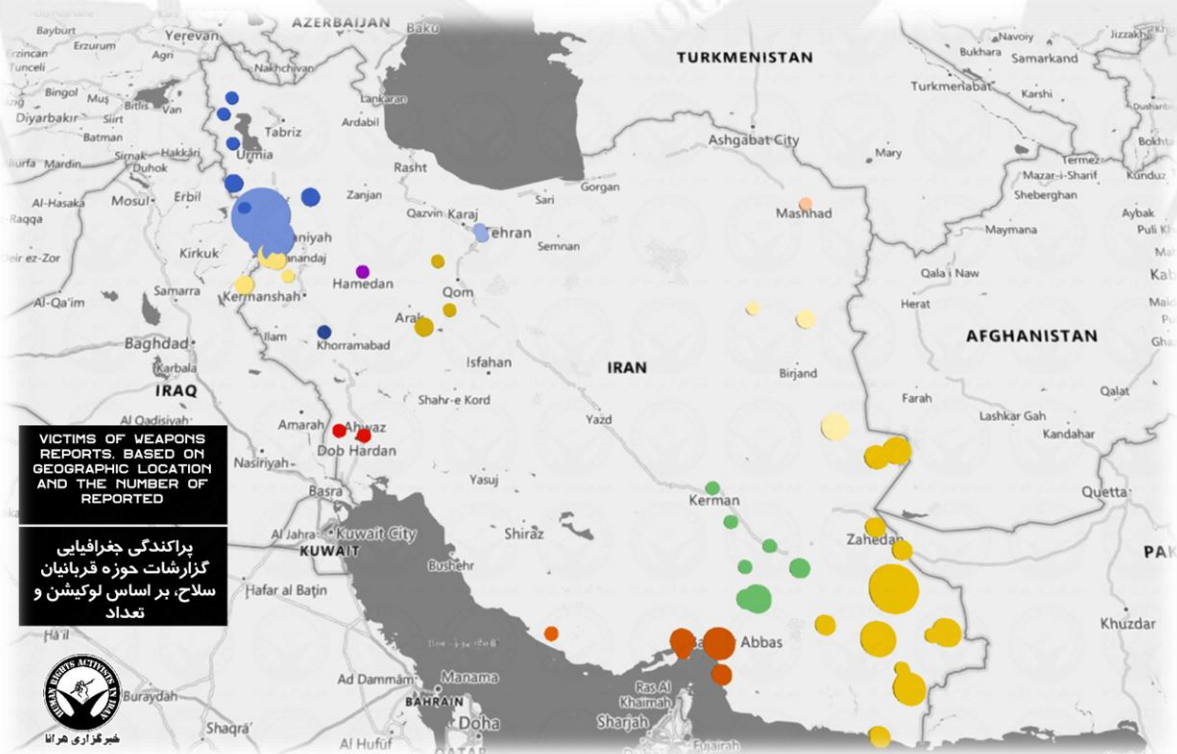
# UNLAWFUL USE OF FORCE / LETHAL FORCE

## Death of civilians

This category pertains to citizens who were killed or injured by military or security forces. In 2025, a total of 185 citizens were shot by military personnel. Among them, 90 individuals lost their lives, including 18 kolbars, 21 fuel carriers, and 51 other civilians. Additionally, 95 citizens were injured as a result of indiscriminate or unlawful shootings by military forces—comprising 25 kolbars, 57 civilians, and 13 fuel carriers.

It is also worth noting that 8 kolbars suffered accidents due to harsh geographical and climatic conditions such as frostbite or falls from heights. Of these, 5 were injured and 3 died.

Moreover, 82 fuel carriers were involved in incidents stemming from military chases and road accidents. Of these, 74 lost their lives and 8 sustained injuries.



## Victims of landmines and explosions

The landmines left from the Iran-Iraq war threaten the lives of civilians living in border cities each year. The Iranian government continues to manufacture and plant anti-personnel mines against international agreements, arguing that the use of these type of landmines is the only effective way to keep its vast borders safe.

Based on reports, at least 20 civilians in the past year have lost their lives to landmines in border areas, while 22 other civilians have been injured.



## **Floggings and Civilian Affairs**

### **The issuance and execution of flogging and amputation sentences**

In 2025, at least 96 individuals were sentenced by the Iranian judiciary to a combined total of 5,041 lashes. During the same period, amputation sentences issued in the previous year were carried out against six individuals.

In addition, five other individuals were sentenced to a so-called limb retribution (qisas), a punishment under Iranian law that allows the victim to demand the infliction of an equivalent bodily injury on the offender.

In addition, the sentences of at least three individuals, who had been collectively sentenced by Iranian judicial authorities to 142 lashes, were carried out.

### **Intervention in Personal Affairs of Civilians**

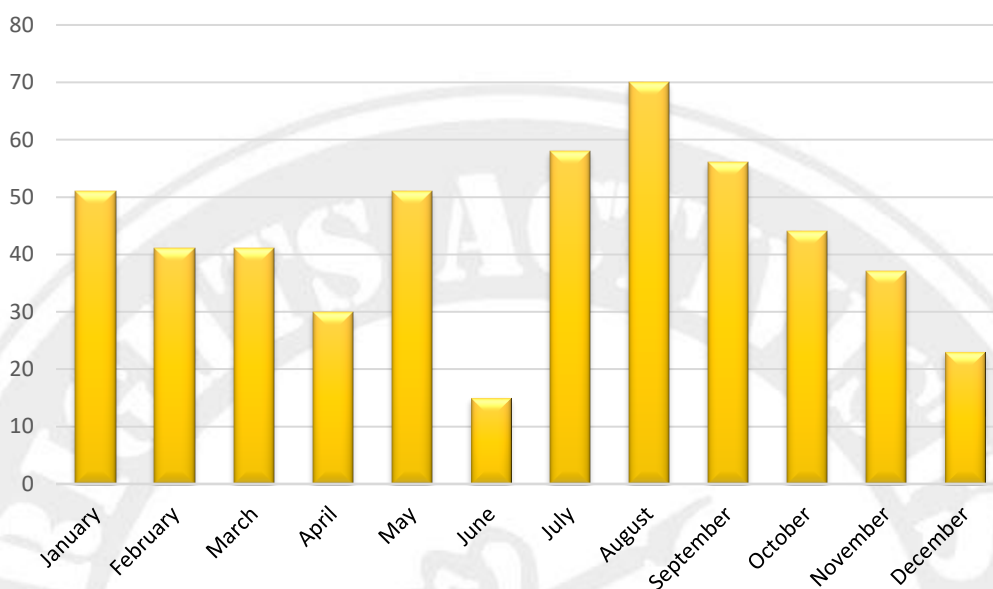
In 2025, at least 76 individuals were arrested for organizing or attending private gatherings.

### **Protests by Victims of Financial and Investment Loss**

In 2025, groups of citizens organized protests on at least 255 occasions. In 5 cases, their attempts to hold a gathering were prevented. These individuals, primarily victims of financial and investment frauds, held protests in 31 provinces due to unmet demands and claims. The provinces of Tehran, Khuzestan and Qazvin and saw the highest number of these protests.

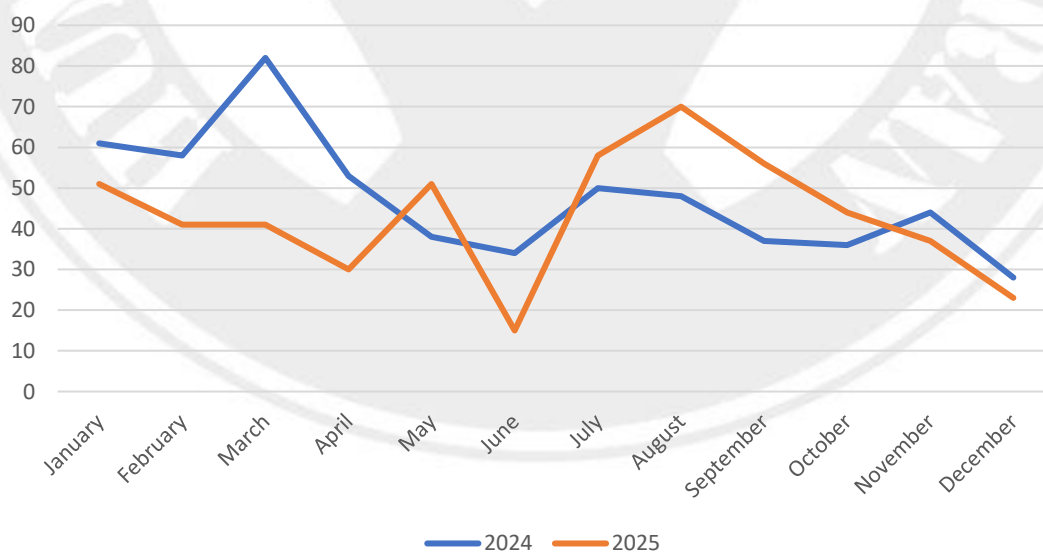
The monthly comparison of reports related to violence from security forces and citizens' safety, as depicted in the graph below, indicates that the highest number of reports occurred in August, while the lowest number was in June.

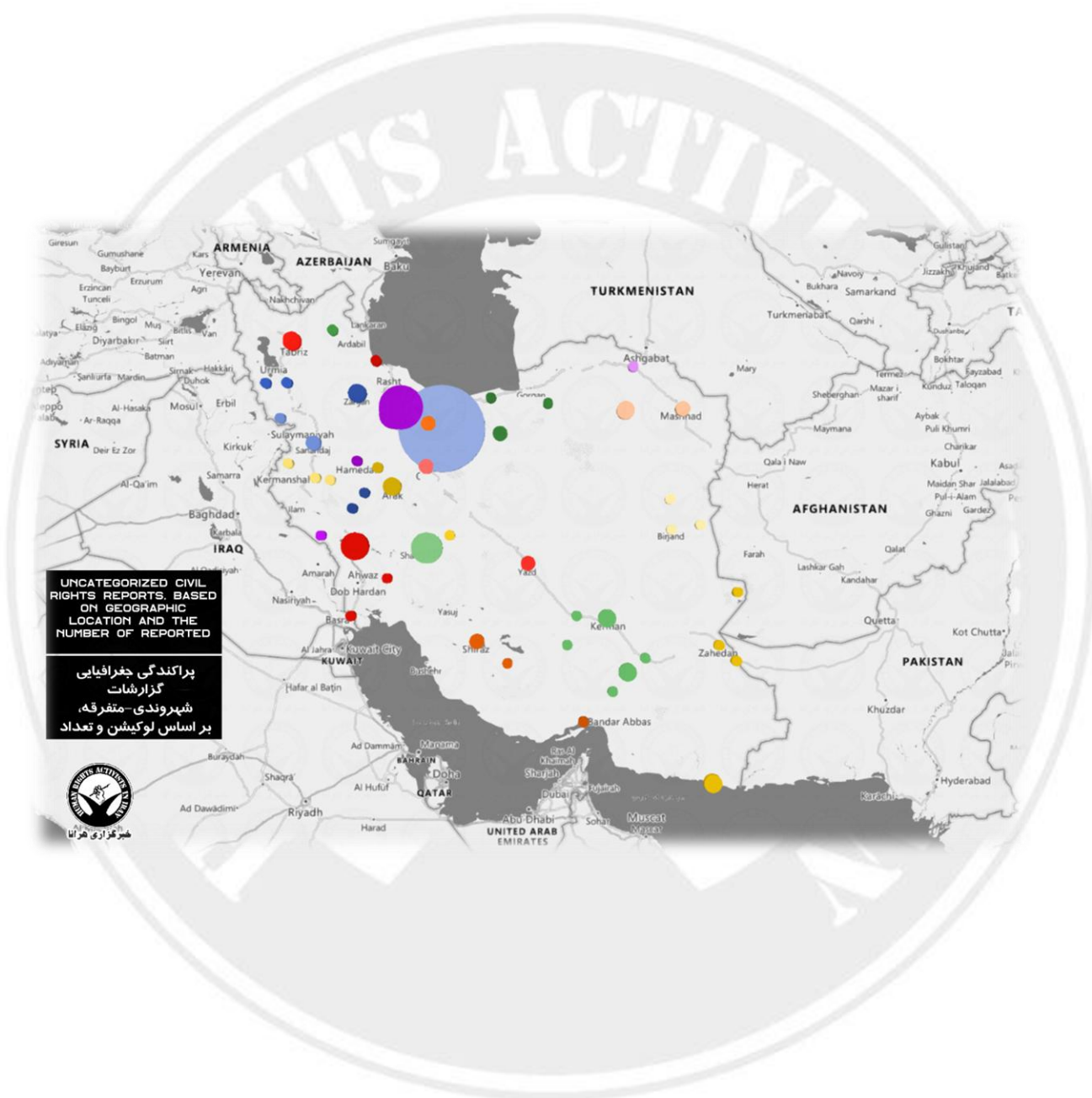
Figure 40. A monthly comparative analysis of the Security forces' violence and citizens' safety rights based on the number of cases per month (2025).



The following graph illustrates the number of Military violence in 2025 in comparison with 2024.

Figure 41. of Security forces' violence and citizens' safety rights per month in 2025 compared with the previous year.







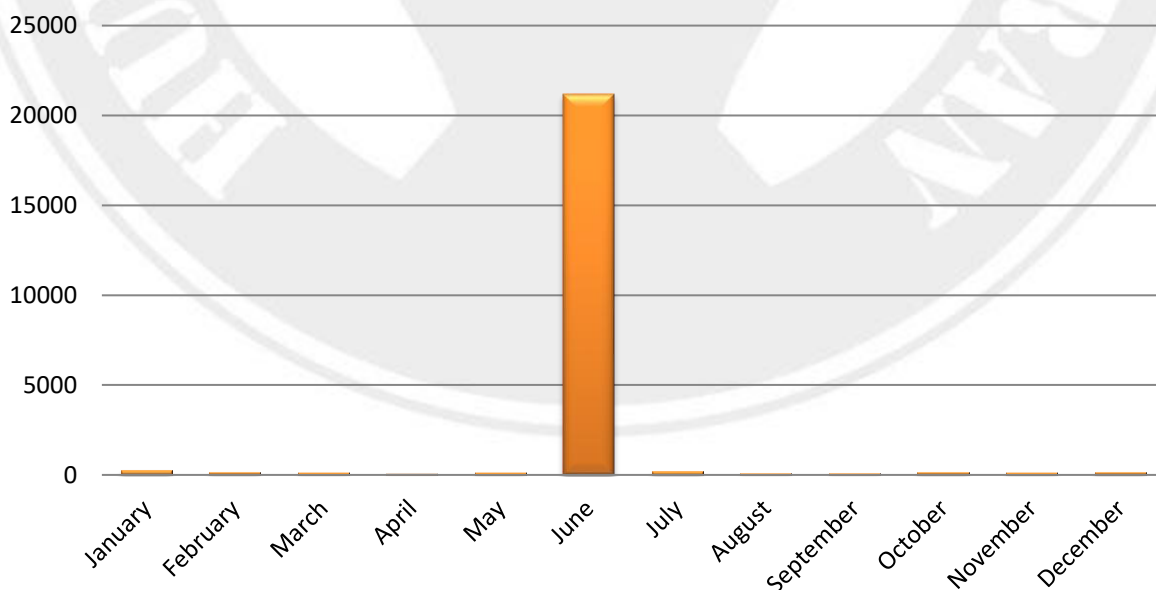
## ARRESTS

In the past year, security forces arrested 22,709 citizens due to their civil, ideological, or political activities. Of this total, arrests included 39 cases related to trade unions, 302 cases involving ethnic and national minorities, 183 cases concerning religious minorities, 22,028 cases in the area of freedom of thought and expression, 15 student-related cases, 35 cases involving children, and 18 cases related to workers.

Additionally, 13 women were subjected to judicial prosecution due to the nature of their activities or the promotion of their lifestyle. Furthermore, 76 citizens were arrested for organizing or participating in private gatherings.

In a monthly comparison of arrests, as illustrated in the chart below and based on the number of collected reports, the highest number of reported rights violations in this category occurred in June, while the sharpest decline in the number of reports was observed in April.

Figure 44. A monthly comparative analysis of the number of arrests by month.



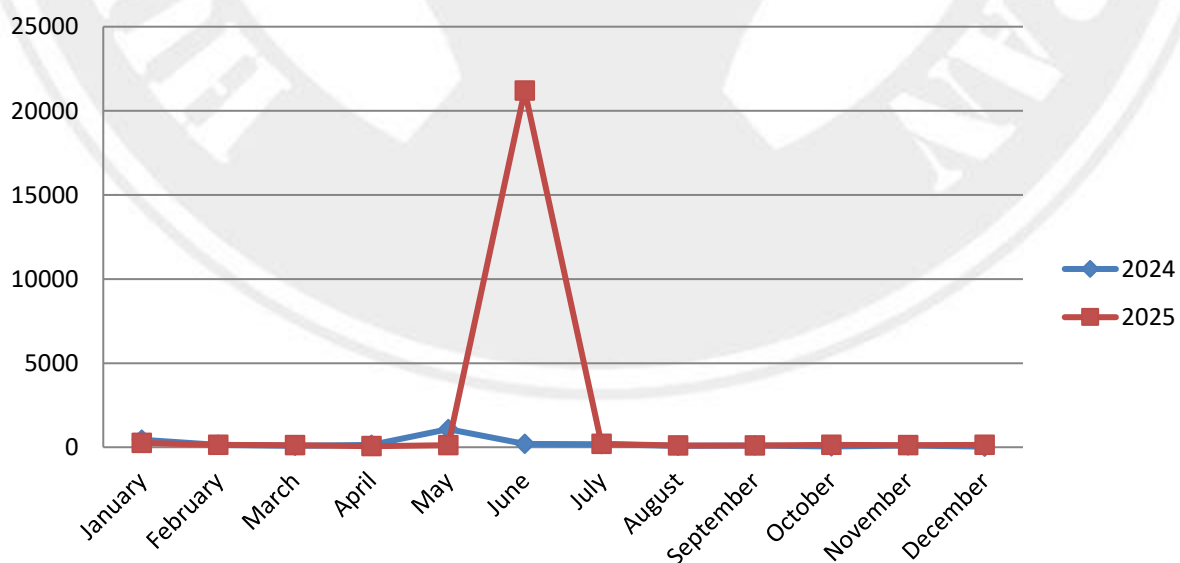
In 2025, the arrest of activists and citizens increased by 715.9% compared to the previous year. Based on this:

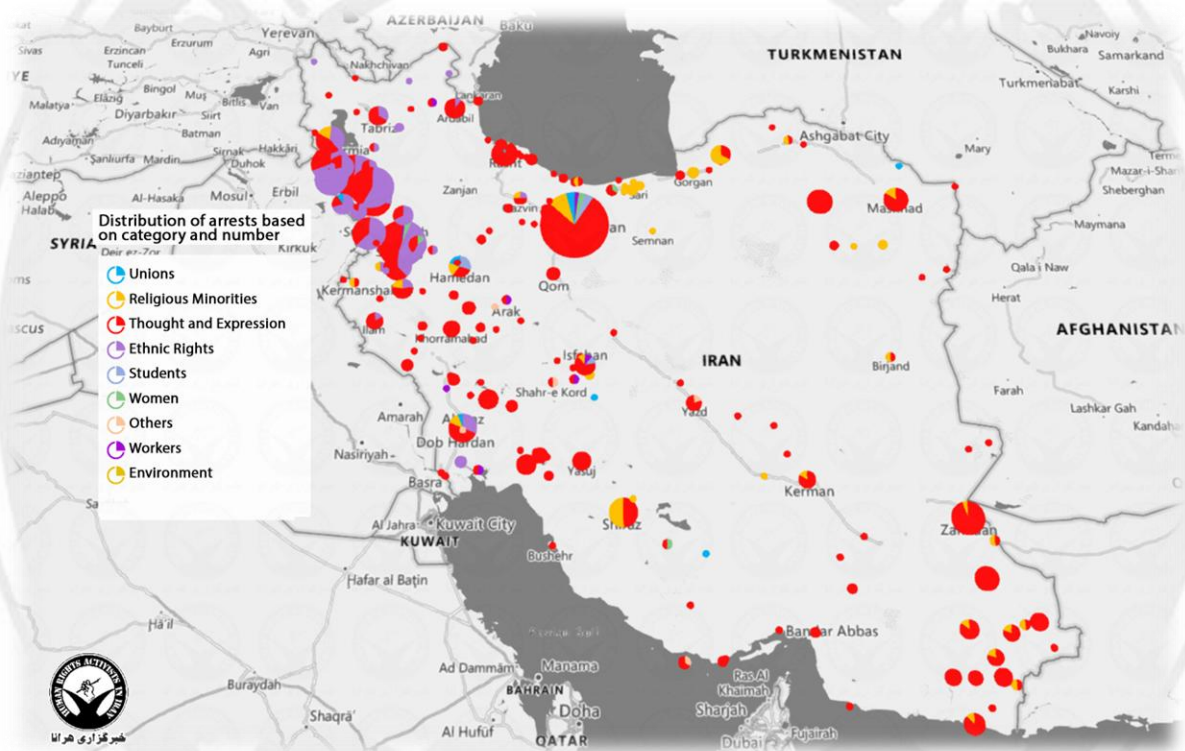
- Arrests in the category of ethnic minorities increased by 15.2%,
- In the category of religious minorities, there was a 101% increase,
- In the trade and professional sector, a 69.5% increase,
- In the category of women's rights, a 97.9% decrease,
- In the category of lifestyle, a 33.3% decrease,
- In the children's rights category, a 2.9% increase,
- In the labor rights category, a 63.6% increase,
- And in the category of freedom of expression, a 1284.5% increase was documented in 2025.

It is worth noting that in the student sector, while no student arrests were recorded in 2024, at least 15 cases of student arrests were reported during the current year.

For a visual comparison of the number of published reports in these categories relative to the previous year, please refer to the chart below.

Figure 45. The number of arrests per month in 2025 and 2024.







## JUDICIAL SENTENCES IN VARIOUS CATEGORIES

In the past year, the Iranian judiciary, encompassing both primary and appellate courts, issued a total of 23,929 months of imprisonment. The breakdown of these sentences across various categories is as follows: 134 months for ethnic minorities, 8,015 months for religious minorities, 14,751 months for freedom of expression, 743 months for trade unions, 75 months for labor rights, 80 months for women's rights, and 131 months for cultural rights.

(It is important to note that these statistics only include sentences where specific details or information about the verdicts were made public.)

Additionally, Iranian courts issued a total of 5,041 lashes, five sentences of limb retribution, and fines amounting to 932.47 million tomans.

The monthly comparison of these convictions, as shown in the graph above, indicates that the highest number of reports was published in January, while the lowest number was observed in June (The December statistics have not been considered here).

In 2025, convictions of activists and citizens decreased by 28.7% compared to the previous year. Accordingly, convictions related to religious minorities increased by 67.4%, while those concerning ethnic minorities decreased by 71.5%. In the area of freedom of thought and expression, convictions declined by 44.8%. Convictions related to trade unions decreased by 16.5%, those in the labor sector fell by 75%, and convictions in the cultural sphere declined by 31.7%. In contrast, convictions related to women's rights increased by 40.35%.

Figure 42. A monthly comparative analysis of the number of convicted citizens by month.

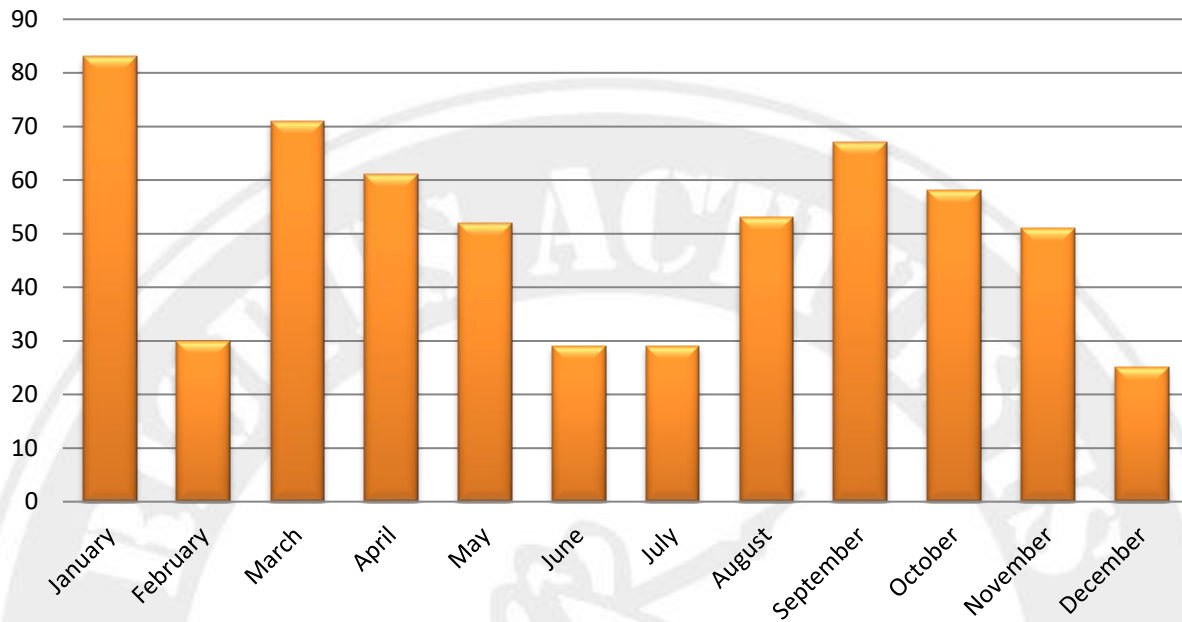
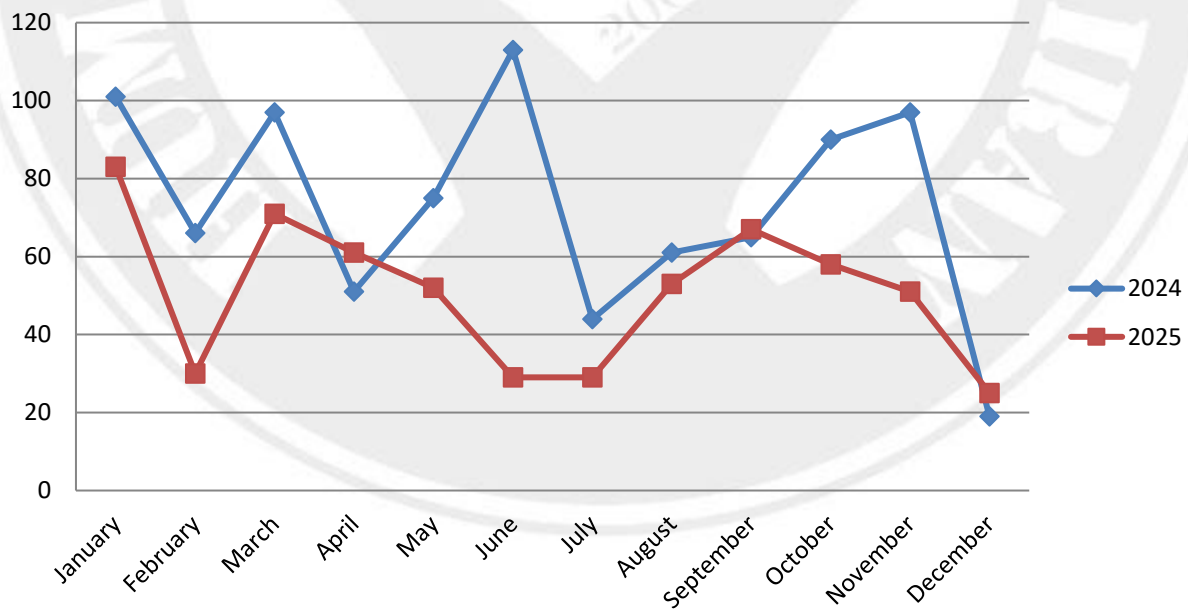


Figure 43. A monthly comparative analysis between 2025 and 2024 of the number of convicted citizens based on the number of cases.





## INDIVIDUALS INVOLVED IN HUMAN RIGHTS VIOLATIONS

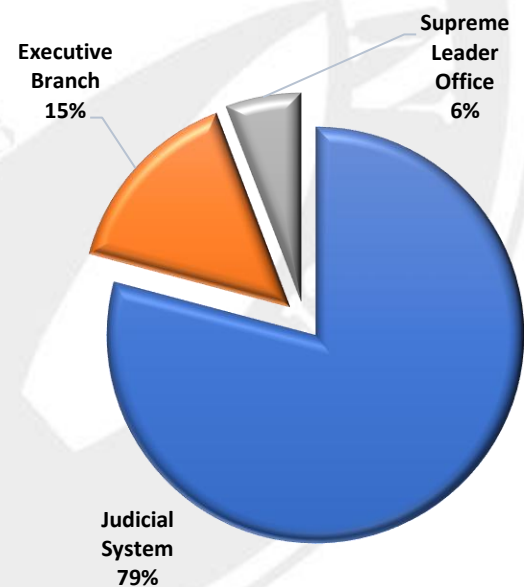
In a detailed and alarming report prepared by the Spreading Justice and the Statistics Department, a widespread pattern of human rights violations in Iran has been documented over a one-year period (from January 1, 2025, to December 20, 2025). The data, carefully categorized, emphasize the severity and extent of these violations across various sectors of the government.

From the perspective of their position in the power structure and the direct chain of command, the reports are divided among three main actors based on the available information: the Judiciary, the Executive, and the Leadership Authority.

Out of a total of 2,847 reported cases gathered, there were identifiable officials or entities involved in the human rights violations related to the report. Among these reports, the Judiciary leads with 2,253 cases, followed by the Executive with 430 cases, and the Leadership with 164 cases.

For a better understanding, refer to the adjacent pie chart, which represents the distribution of human rights violations based on the number of reports in the last year.

Figure 48- Distribution of human rights violations based on the number of reports.



## Human Rights Violating Entities

In the collected reports that contained information about human rights violators, 480 legal entities (institutions) from various branches of the government were identified. The following list names the top ten institutions with the most human rights violation reports in the past year:

1. [Ministry of Intelligence](#): 231 cases of human rights violation reports
2. [FARAJA Intelligence Organization](#): 172 cases
3. [Islamic Revolutionary Guard Corps](#): 146 cases
4. [Branch 26 of the Tehran Revolutionary Court](#): 42 cases
5. [Evin Prison](#): 36 cases
6. [Branch 36 of the Tehran Appeals Court](#): 24 cases
7. [Branch 23 of the Tehran Revolutionary Court](#): 14 cases
8. Branch 1 of the Sanandaj Revolutionary Court: 14 cases
9. [Branch 15 of the Tehran Revolutionary Court](#): 13 cases
10. Branch 1 of the Mahabad Revolutionary Court: 13 cases




## INDIVIDUALS INVOLVED IN HUMAN RIGHTS VIOLATIONS

Furthermore, 106 individuals have been identified as involved in human rights violations.

The top ten individuals, all affiliated with the Judiciary as Judges, are outlined below.

	Image	Full Name	Position	Institution	Affiliation	Place of Activity	Number of Reported
1		<a href="#">Iman Afshari</a>	Judge	Revolutionary Court	Judiciary	Tehran	42 cases
2		<a href="#">Abbasali Houzan</a>	Judge	Court of Appeals	Judiciary	Tehran	24 cases
3		<a href="#">Mohammad Taqi Taqizadeh</a>	Judge	Revolutionary Court	Judiciary	Tehran	14

	Image	Full Name	Position	Institution	Affiliation	Place of Activity	Number of Reported
4		<a href="#">Mostafa Azizi</a>	Judge	Revolutionary Court	Judiciary	Sanandaj	14 cases
5		<a href="#">Abolghasem Salavati</a>	Judge	Revolutionary Court	Judiciary	Tehran	13 cases
6		<a href="#">Sajjad Dousti</a>	Judge	Revolutionary Court	Judiciary	Mahabad	13
7		<a href="#">Mohammad-Reza Tavakoli</a>	Judge	Revolutionary Court	Judiciary	Isfahan	13 cases

	Image	Full Name	Position	Institution	Affiliation	Place of Activity	Number of Reported
8		<a href="#">Qasem Hosseini Kouhkamari</a>	Judge	Supreme Court	Judiciary	Tehran	11 cases
9		<a href="#">Ahmad Darvish Goftar</a>	Judge	Revolutionary Court	Judiciary	Rasht	11 cases
10		<a href="#">Ali Ansari</a>	Judge	Criminal Court	Judiciary	Oshnavieh	9 cases

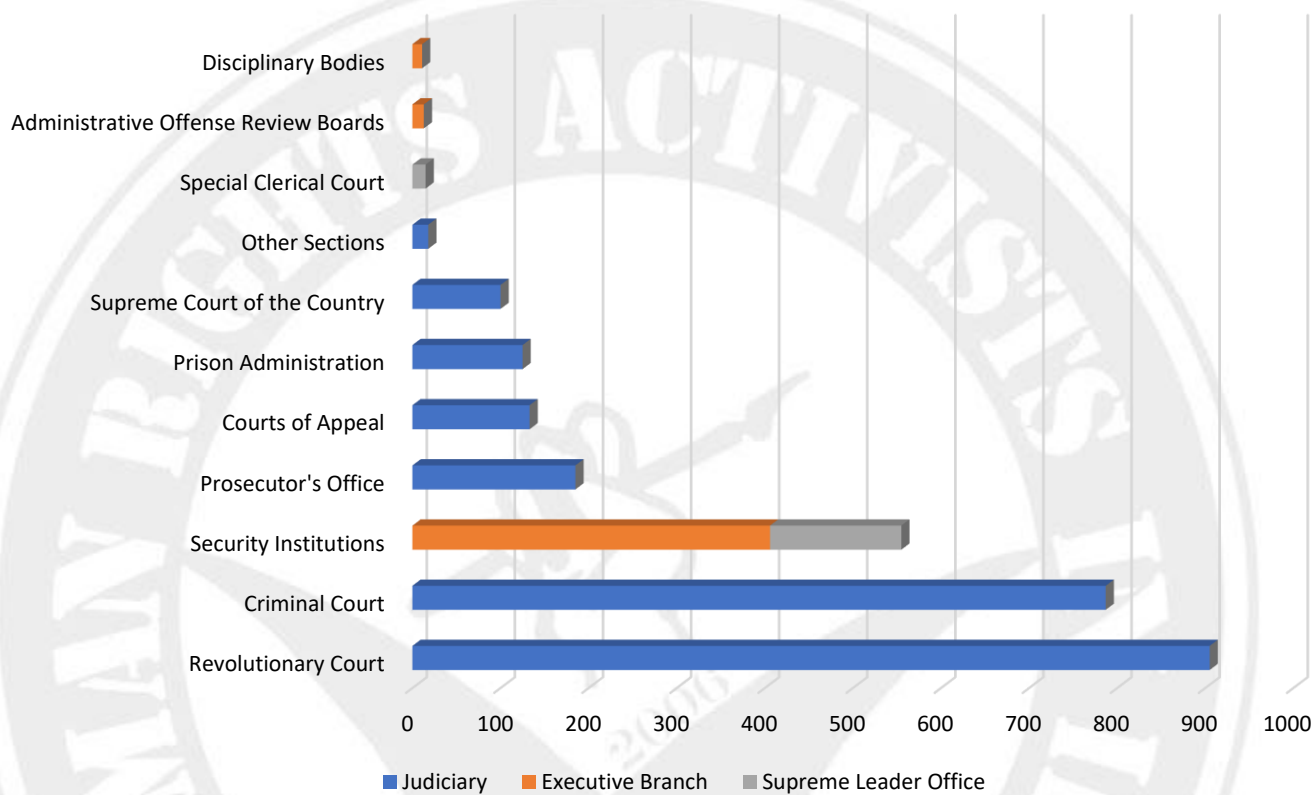
The high number of cases attributed to judicial authorities, especially in revolutionary courts, raises serious concerns about justice and impartiality in the judicial process. Extensive intervention by intelligence and security organizations, including the Ministry of Intelligence and IRGC Intelligence Organization, reflects a coordinated approach to suppress opposition and control the population.

Prison management, especially in prominent centers like Evin and Qezel Hesar, shows disregard for the rights and welfare of prisoners.

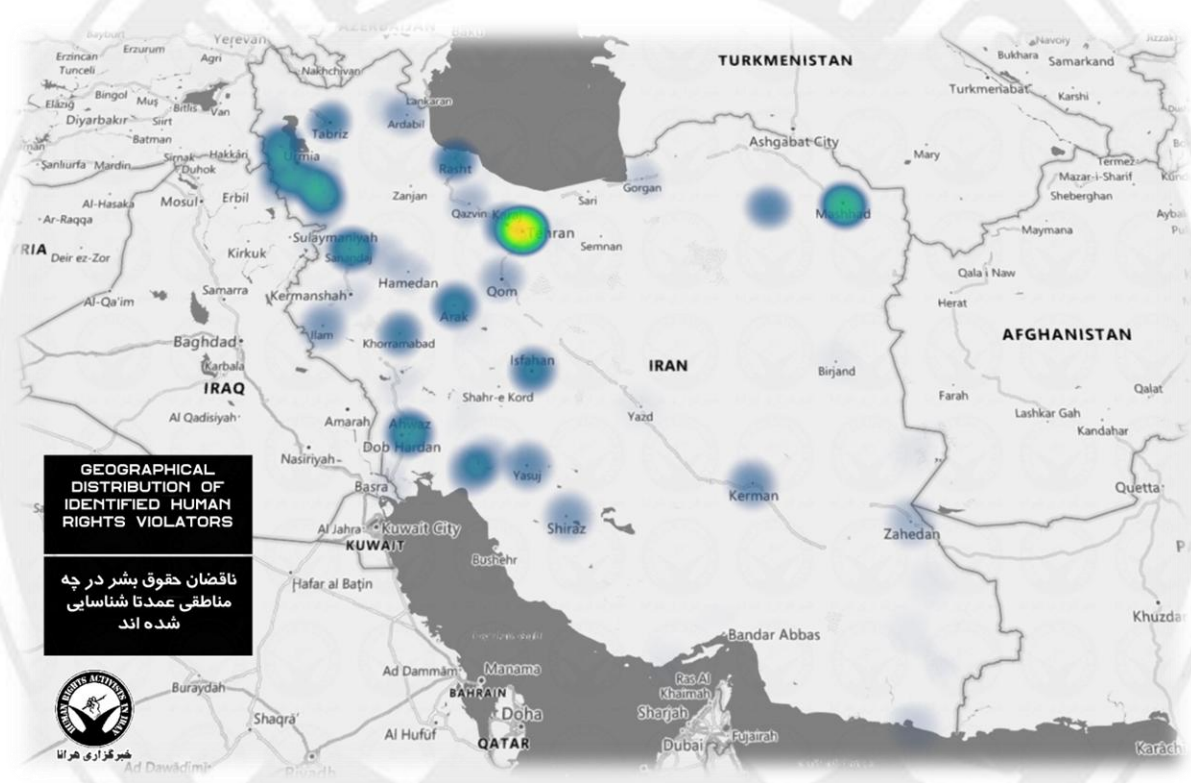
For a better understanding of the published reports on human rights violations, refer to the following chart which categorizes them according to their affiliation in the division of powers.



Figure 49. Categorizes human rights violators according to their affiliation in the division of powers.



# HUMAN RIGHTS ACTIVITIES





In 2025, HRA continued to advance strategic international advocacy aimed at securing accountability for serious human rights violations and violations of international law in Iran through a wide range of legal, diplomatic, and policy tools. While HRA sustained its advocacy for targeted human rights sanctions, it also emphasized that sanctions are only one component of a broader accountability ecosystem. Throughout the year, HRA identified more than twenty judicial and quasi-judicial pathways to accountability and worked with international partners and policymakers to elevate these mechanisms as viable and complementary routes to justice.

HRA engaged directly with member states and policymakers across Europe, Asia, and North and South America, emphasizing the need for coordinated, evidence-based approaches to accountability. These engagements focused on addressing jurisdictional gaps, strengthening cooperation between states, and ensuring that accountability efforts are informed by rigorous documentation and legal analysis in collaboration with civil society. HRA consistently underscored the critical role of civil society in supporting these processes, particularly in providing verified information, contextual analysis, and victim-centered perspectives.

As part of this effort, HRA met with members of prosecution teams in multiple jurisdictions, providing evidence, analysis, and information to support ongoing and prospective accountability efforts. These engagements aimed to facilitate the use of existing legal frameworks, including universal jurisdiction and other domestic and international mechanisms, to advance investigations into crimes under international law.

HRA's contributions were grounded in its extensive documentation work and long-term analysis of patterns of abuse and chains of responsibility that, while took place in 2025, are a product of more than 20 years of organizational expertise.

Advocacy on behalf of victims remained central to HRA's international engagement in 2025, including sustained efforts to amplify the experiences of women and others disproportionately impacted by state repression at the United Nations, in the United States, the United Kingdom, and in the European Parliament.

During the twelve-day Israel-Iran conflict, HRA was the first organization to document the impacts on civilians and civilian infrastructure. In the immediate aftermath, HRA was present with European policymakers, providing expert insights and concrete recommendations on civilian harm, legal implications, and accountability considerations at a critical moment when reliable information was limited. This engagement reinforced HRA's role as a trusted interlocutor during periods of heightened regional escalation.

HRA continued to work closely with international partners to strengthen accountability efforts across jurisdictions, contributing to more coherent and strategic responses to human rights violations. Through collaboration with NGOs, legal experts, and policymakers, HRA supported approaches that move beyond symbolic measures and toward concrete, enforceable outcomes grounded in documentation.

HRA's Spreading Justice initiative continued to document individuals and institutions responsible for human rights violations, supporting advocacy for targeted accountability measures and informing international policy discussions. In parallel, the Pasdaran Documentation Project (PDP) continued to document transnational repression perpetrated by the IRGC, while regularly updating its analysis of the IRGC's chain of command. This work further strengthened the evidentiary foundation for sanctions, judicial proceedings, and other accountability pathways, efforts that remain ongoing.

Through sustained international engagement, comprehensive documentation, and strategic collaboration, HRA continued in 2025 to advance realistic and impactful pathways to accountability for human rights violations in Iran.





# APPENDIX: LIST OF FIGURES

• FIGURE 1. COMPARISON OF THE NUMBER OF REPORTS ON DIFFERENT DAYS OF THE YEAR.....	3
• FIGURE 2. A COMPARISON BETWEEN THE POPULATION OF TEHRAN AND OTHER REGIONS IN IRAN. ....	8
• FIGURE 3.A COMPARISON BETWEEN REPORTING CAPACITIES IN TEHRAN COMPARED WITH THE REST OF THE COUNTRY (2023). ....	8
• FIGURE 4. PIE CHART OF VOLUME OF SUBMITTED REPORTS BASED ON THE PROVINCE (2023).....	10
• FIGURE 5. PERCENTILE OF THE NUMBER OF REPORTS MADE IN 2023, BASED ON THE LEGAL CATEGORY. ....	11
• FIGURE 6. THE NUMBER OF REPORTS ON THE VIOLATION OF THE RIGHTS OF ETHNIC MINORITIES BY MONTH (2023)13	
• FIGURE 7. THE NUMBER OF VIOLATIONS OF ETHNIC MINORITIES’ RIGHTS BY MONTH IN 2023 COMPARED TO 2022. 13	
• FIGURE 8. VIOLATION OF RELIGIOUS MINORITIES’ <sup>1</sup> RIGHTS BASED ON THE NUMBER OF ARRESTEES REPORTED BY MONTH (2023).....	16
• FIGURE 9. VIOLATION OF RELIGIOUS MINORITIES’ RIGHTS BASE ON THE NUMBER OF CONVICTED INDIVIDUALS BY MONTH (2023).....	16
• FIGURE 10. THE NUMBER OF REPORTS ON CASES OF VIOLATION OF RELIGIOUS MINORITIES’ RIGHTS BY MONTH (2023).....	17
• FIGURE 11. THE NUMBER OF VIOLATIONS OF RELIGIOUS MINORITIES’ RIGHTS PER MONTH IN 2023 COMPARED TO 2022. ....	17
• FIGURE 12. PIE CHART BASED ON THE NUMBER OF REPORTS PER RELIGIOUS MINORITIES (2023).....	18
• FIGURE 13. THE NUMBER OF ARRESTS IN THE CATEGORY OF VIOLATION OF THE RIGHT TO FREEDOM OF EXPRESSION BY MONTH (2023).....	21
• FIGURE 14. THE NUMBER OF CONVICTIONS THAT VIOLATE OF THE RIGHT TO FREEDOM OF EXPRESSION BY MONTH (2023).....	21
• FIGURE 15. NUMBER OF REPORTS IN THE CATEGORY OF VIOLATION OF THE RIGHT TO FREEDOM OF EXPRESSION BY MONTH (2023).....	22
• FIGURE 16. MONTHLY COMPARISON OF VIOLATIONS OF FREEDOM OF EXPRESSION IN 2023 AND 2022.....	22
• FIGURE 17. THE NUMBER OF REPORTS IN THE CATEGORY OF VIOLATION OF THE RIGHTS OF TRADE UNIONS AND ASSOCIATIONS BY MONTH (2023). ....	25
• FIGURE 18. A COMPARISON OF THE NUMBER OF VIOLATIONS OF TRADE UNIONS AND ASSOCIATIONS RIGHTS PER MONTH FOR 2023 COMPARED WITH THE PREVIOUS YEAR (2022). ....	25
• FIGURE 20. A COMPARISON OF THE NUMBER OF VIOLATIONS OF ACADEMIC RIGHTS PER MONTH IN 2023COMPARED WITH THE PREVIOUS YEAR (2022). ....	28
• FIGURE 21. A COMPARATIVE ANALYSIS OF DEATH SENTENCES BASED ON THE NUMBER OF INDIVIDUALS PER MONTH (2023).....	30
• FIGURE 22. MONTHLY COMPARISON OF THE NUMBER OF VIOLATIONS OF THE RIGHT TO LIFE BASED ON THE NUMBER OF DEATH SENTENCE CASES (2023). ....	30
• FIGURE 23. DEATH SENTENCES PER MONTH IN 2023 COMPARED TO ITS CORRESPONDING MONTHS IN 2022.....	31
• FIGURE 24. CAPITAL PUNISHMENT SENTENCES ISSUED IN 2023 BASED ON THE TYPE OF CHARGES. ....	33
• FIGURE 26. THE RATIO OF DEATH SENTENCES CARRIED OUT PER PRISON (2023). ....	35

• FIGURE 27. PERCENTAGE OF EXECUTED INDIVIDUALS BASED ON GENDER (2023). .....	36
• FIGURE 28. SECRET EXECUTIONS COMPARED TO ANNOUNCED EXECUTIONS (2023). .....	36
• FIGURE 29. VIOLATION OF CULTURAL RIGHTS BASED ON THE NUMBER OF CASES PER MONTH (2023). .....	40
• FIGURE 30. VIOLATIONS OF CULTURAL RIGHTS PER MONTH IN 2023 COMPARED WITH THE PREVIOUS YEAR.....	41
• FIGURE 31. A MONTHLY COMPARATIVE ANALYSIS OF THE VIOLATION OF WORKERS' RIGHTS BASED ON THE NUMBER OF CASES PER MONTH (2023).....	43
• FIGURE 32. VIOLATIONS OF WORKERS' RIGHTS ON A MONTHLY BASES IN 2023 COMPARED WITH THE PREVIOUS YEAR.....	43
• FIGURE 33. CLASSIFICATION OF WORK-RELATED ACCIDENTS .....	44
• FIGURE 34. A MONTHLY COMPARATIVE ANALYSIS OF THE VIOLATION OF CHILDREN'S RIGHTS BASED ON THE NUMBER OF CASES PER MONTH. ....	48
• FIGURE 35. VIOLATIONS OF CHILDREN'S RIGHTS PER MONTH COMPARED WITH THE PREVIOUS YEAR (2023, 2022)... ..	48
• FIGURE 36. A COMPARATIVE ANALYSIS OF THE VIOLATION OF WOMEN'S RIGHTS BASED ON THE NUMBER OF CASES PER MONTH. ....	51
• FIGURE 37. VIOLATIONS OF WOMEN'S RIGHTS PER MONTH IN 2023 COMPARED TO THE PREVIOUS YEAR. ....	51
• FIGURE 38. A MONTHLY COMPARATIVE ANALYSIS OF THE VIOLATION OF PRISONERS' RIGHTS BASED ON THE NUMBER OF CASES PER MONTH. ....	54
• FIGURE 39- VIOLATIONS OF PRISONERS' RIGHTS PER MONTH IN 2023 COMPARED WITH THE PREVIOUS YEAR. ....	54
• FIGURE 40. A MONTHLY COMPARATIVE ANALYSIS OF THE SECURITY FORCES' VIOLENCE AND CITIZENS' SAFETY RIGHTS BASED ON THE NUMBER OF CASES PER MONTH.....	63
• FIGURE 41. OF SECURITY FORCES' VIOLENCE AND CITIZENS' SAFETY RIGHTS PER MONTH IN 2023 COMPARED WITH THE PREVIOUS YEAR. ....	63
• FIGURE 42. A MONTHLY COMPARATIVE ANALYSIS OF THE NUMBER OF CONVICTED CITIZENS BY MONTH.....	69
• FIGURE 43. A MONTHLY COMPARATIVE ANALYSIS BETWEEN 2023 AND 2022 OF THE NUMBER OF CONVICTED CITIZENS BASED ON THE NUMBER OF CASES.....	69
• FIGURE 44. A MONTHLY COMPARATIVE ANALYSIS OF THE NUMBER OF ARRESTS BY MONTH.....	65
• FIGURE 45. THE NUMBER OF ARRESTS PER MONTH IN 2023 AND 2022. ....	66
• FIGURE 46- A MONTHLY COMPARATIVE ANALYSIS OF THE NUMBER OF ENVIRONMENTAL RIGHTS VIOLATIONS BY MONTH .....	56
• FIGURE 48- DISTRIBUTION OF HUMAN RIGHTS VIOLATIONS BASED ON THE NUMBER OF REPORTS. ....	70
• FIGURE 49. CATEGORIZES HUMAN RIGHTS VIOLATORS ACCORDING TO THEIR AFFILIATION IN THE DIVISION OF POWERS. ....	75

## HUMAN RIGHTS ACTIVISTS (IN IRAN)





Where documentation becomes impossible,  
violations persist unseen.

*www.HRA-SPAN.ORG*

2025

ISBN 979-8-9901571-4-9

90000>



9 798990 157149